



# **City of Daingerfield**

## **Budget Book**



Last updated 09/06/23

### **Version 2**





# TABLE OF CONTENTS

---

<b>Introduction</b>	<b>3</b>
Transmittal Letter	4
Principal Officials	5
City Facilities	6
Demographics	7
Organization Chart	11
Basis of Budgeting	13
Financial Management Plan	14
Investment Policy	16
Fund Structure	19
Budget Process	20
<b>Budget Overview</b>	<b>21</b>
Analysis of Tax Rate	22
Budget Comparison	23
Budget Summary	24
Expense to Revenue Projection	25
Yearly Comparisons	26
Investments	27
<b>Fund Summaries</b>	<b>28</b>
General Fund	29
Water and Sewer Fund	33
Special Revenues	36
ARPA-SLFRF	37
<b>Departments</b>	<b>38</b>
Legislative	39
Administration	41
Library	43
Judicial	45
Police Department	47
Code Enforcement	49
Fire Department	51
Animal Shelter	53
Street Department	55
Sanitation	57
City Park	59
Water Department	61
Sewer Department	63
<b>Debt</b>	<b>65</b>
Debt by Type Overview	66
<b>Appendix</b>	<b>67</b>
Glossary	68



---

# INTRODUCTION

---



# Transmittal Letter



September 11, 2023

Honorable Mayor, City Council Members and Citizens of Daingerfield:

In this booklet you will find the City of Daingerfield's adopted budget for the fiscal year 2023-2024. The City of Daingerfield's finances are in good condition. The council adopted the same tax rate of .491974 as last and will collect \$712,800 after the 2.66% discount is given to citizens.

It has been a challenging year with continuous challenges ranging from decayed infrastructure being repaired, to putting tools in place that will help correct problems, to getting projects started that will correct problems that the city is currently facing in different areas. There will be a continuance of seeking resources that will help the City of Daingerfield move forward in infrastructure replacement and community development. The departments are continuing to grow in experience and knowledge that will allow daily operations to operate smoothly. With the rectifying of problems as they come about and overcoming the challenges that are being presented, the City of Daingerfield will move forward.

## Departmental Overviews

### Police Department

The Police Department continues to be connected to the community in every way possible so that the best service possible can be rendered to the community. The department is staying up to date on all training and continuing to seek grants for anything that will enable the department to operate successfully.

### Library

The Librarian is doing a good job at having programs going on in the library, in return is having a good drawing of partisans to the library.

### Animal Shelter

Animal shelter is running good with continued training in needed areas and tools being put into place for the safety of employees.

### Fire Department

Continuing to do a great job at serving the community as well as the country. Always seeking grants to provide for equipment and training for the department.

### Public Works

Public Works personnel continues to grow in the area of responding and knowing how to fix problems at hand. Will continue getting training in areas that will enable better service to the community.

### Administration

The Administration is doing a good job with the changes that have taken place. There will be a continuance of training in the needed area so that responsibilities can be fulfilled.

### Legislative

With majority new council, training is being offered so each member can understand the responsibility of an elected. Hopefully, the Mayor and Council will make decisions for the overall betterment of the City of Daingerfield.

Sincerely,

Keith Whitfield  
City Manager







## Principal Officials

### Elected Officials

Wade Kerley.....Mayor  
Jessie Ayers.....Mayor Pro Tem  
Mike Carter.....Councilmember  
Vicki Smith.....Councilmember  
David Hood.....Councilmember  
Ben Ramirez.....Councilmember

### Appointed Officials

Keith Whitfield.....City Manager  
Jimmy Cornelius.....Fire Chief  
Tracey Climer.....Chief of Police  
Michelle Jones.....City Secretary  
James Parker.....City Attorney  
Jennifer Easley.....Municipal Court Judge

## City Facilities



Animal Shelter	903-645-2120	1103 Bert Street
City Barn/City Dump	903-645-3906	816 Carpenter Street
City Hall/Police Department	903-645-3906	101 Linda Drive
Fire Department	903-645-3906	823 West W M Watson
Library	903-645-2823	207 Jefferson Street

# Population Overview



TOTAL POPULATION

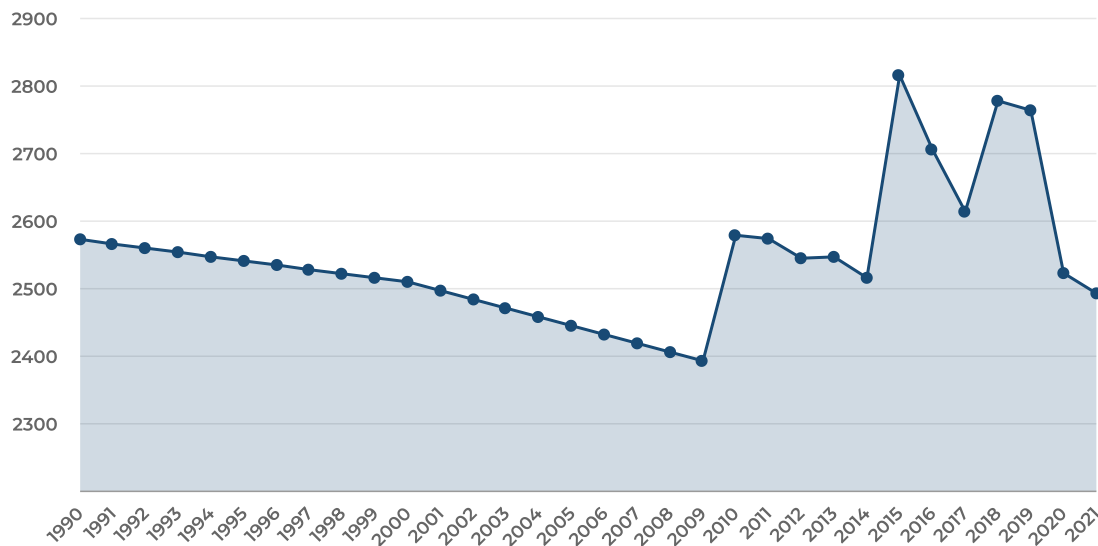
**2,492**

▼ **1.2%**  
vs. 2020

GROWTH RANK

**787** out of **1220**

Municipalities in Texas



\* Data Source: U.S. Census Bureau American Community Survey 5-year Data and the 2020, 2010, 2000, and 1990 Decennial Censuses



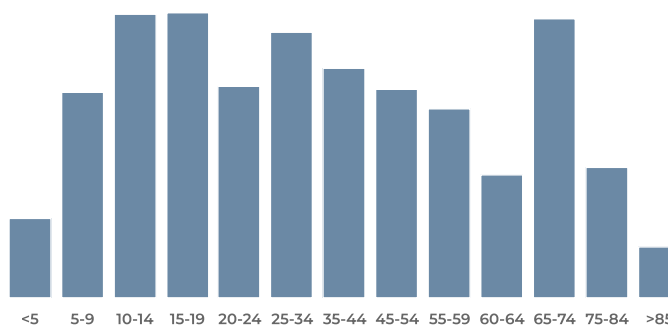
DAYTIME POPULATION

**2,913**

Daytime population represents the effect of persons coming into or leaving a community for work, entertainment, shopping, etc. during the typical workday. An increased daytime population puts greater demand on host community services which directly impacts operational costs.

\* Data Source: American Community Survey 5-year estimates

## POPULATION BY AGE GROUP



Aging affects the needs and lifestyle choices of residents. Municipalities must adjust and plan services accordingly.

\* Data Source: American Community Survey 5-year estimates

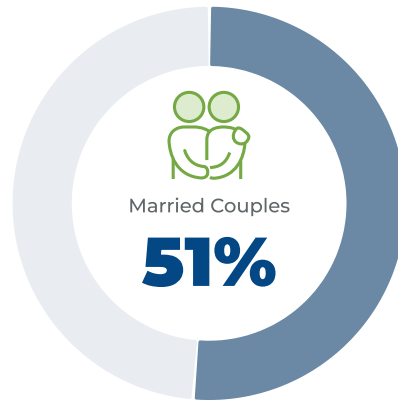
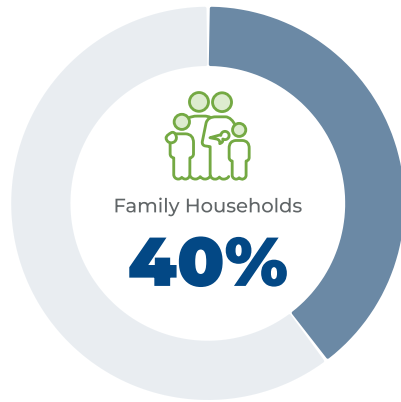


## Household Analysis

TOTAL HOUSEHOLDS

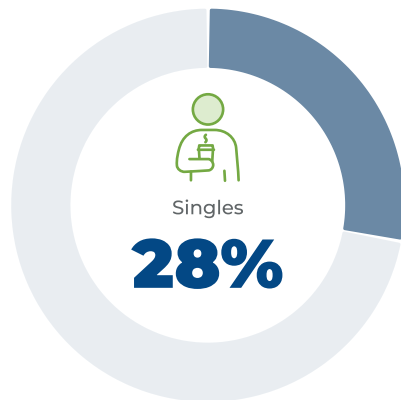
**938**

Municipalities must consider the dynamics of household types to plan for and provide services effectively. Household type also has a general correlation to income levels which affect the municipal tax base.



▲ 2%

higher than state average



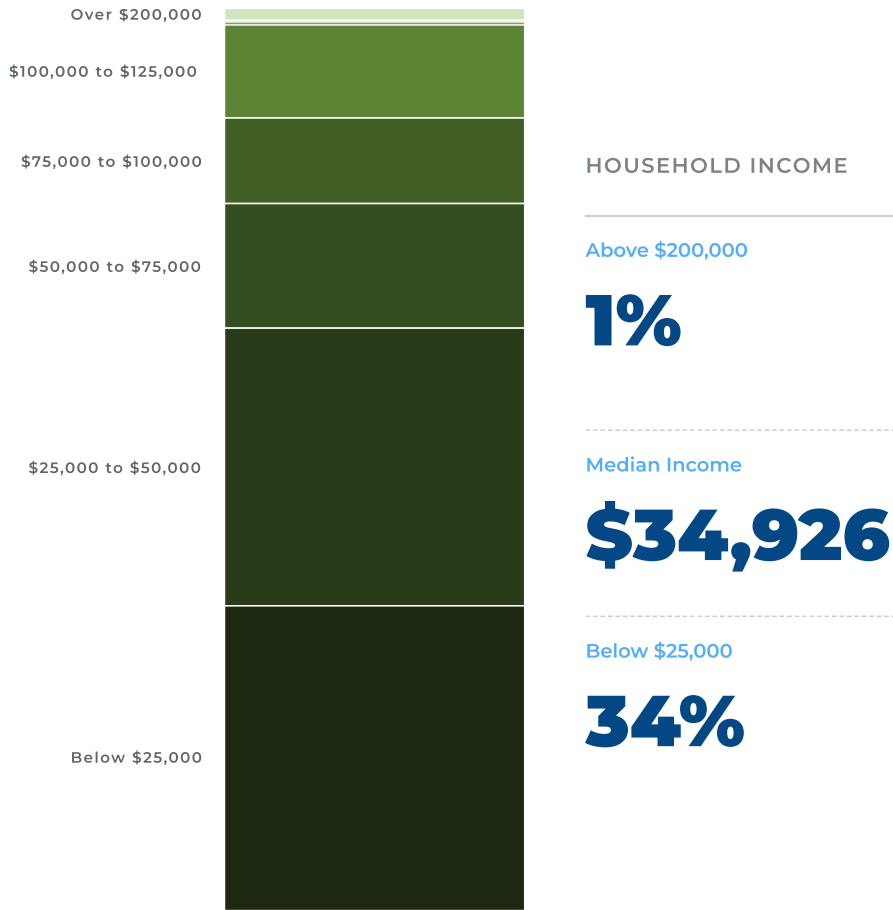
▲ 10%

higher than state average

*\* Data Source: American Community Survey 5-year estimates*

## Economic Analysis

Household income is a key data point in evaluating a community's wealth and spending power. Pay levels and earnings typically vary by geographic regions and should be looked at in context of the overall cost of living.



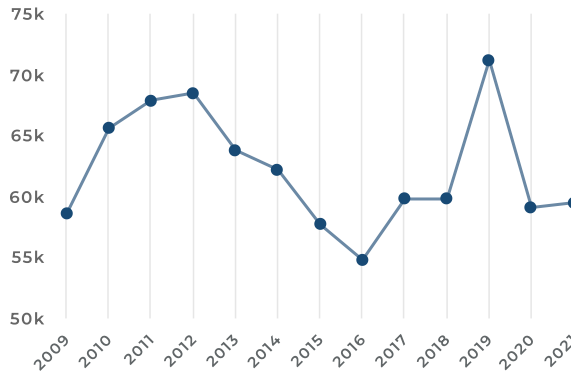
*\* Data Source: American Community Survey 5-year estimates*

# Housing Overview



2021 MEDIAN HOME VALUE


**\$59,500**



\* Data Source: 2021 US Census Bureau (<http://www.census.gov/data/developers/data-sets.html>), American Community Survey. Home value data includes all types of owner-occupied housing.

HOME OWNERS VS RENTERS

Daingerfield State Avg.



## HOME VALUE DISTRIBUTION



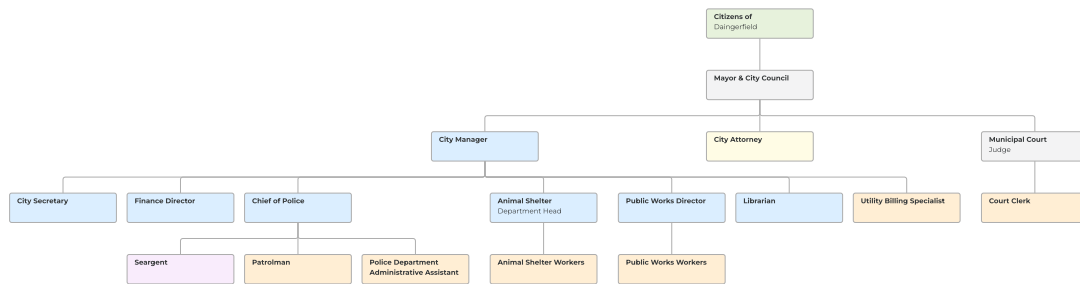
\* Data Source: 2021 US Census Bureau (<http://www.census.gov/data/developers/data-sets.html>), American Community Survey. Home value data includes all types of owner-occupied housing.

\* Data Source: 2021 US Census Bureau (<http://www.census.gov/data/developers/data-sets.html>), American Community Survey. Home value data includes all types of owner-occupied housing.



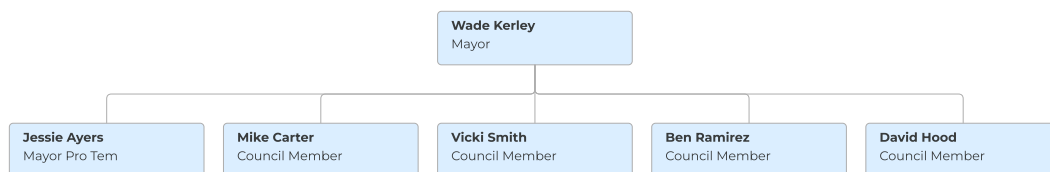
# City of Daingerfield Organization Charts

The City of Daingerfield is divided into a number of departments that are responsible for different aspects of city government under the direction of the City Manager. Directors have operational responsibility for each department, ensuring that the City is operating effectively at all times.



## Elected Officials

The City of Daingerfield Mayor and Council work together for the citizens of our community. As leaders, they are committed to protecting the City of Daingerfield's assets through the encouragement of residents and businesses to become integral participants in our community. The City of Daingerfield is served by a Mayor and five (5) City Council members. Each fulfills a term of two (2) years.



# City Department Heads

The City Manager is the chief administrative officer for the City. The City Manager is responsible for the day-to-day operations of the local government and its department heads/employees and reports directly to the Mayor and the City Council.





## **Basis of Accounting**

The term “basis of accounting” is used to describe the timing of recognition of revenues and expenditures, that is, when the effects of transactions or events should be recognized. The City of Daingerfield is organized on the basis of funds, each of which is considered to be a separate accounting entity. All governmental fund types are budgeted and accounted for on a Generally Accepted Accounting Principles (GAAP) basis for financial statement presentations.

The City's accounting system is organized and operated on a fund basis. A fund is a group of functions combined into a separate accounting entity having its own assets, liabilities, equity, revenue, and expenditures/expenses. The types of funds used are determined by GAAP. The number of funds established within each type is determined by sound financial administration and strategic management objectives.



# Financial Management Plan

The City of Daingerfield Financial Management Policies provides a basic framework for the overall fiscal management of the City. The policies represent a foundation to address changing circumstances and conditions, and assist in the decision-making process. The financial policies represent guidelines for evaluating both current activities and proposals for future programs.

The Financial Management policies reflect the desire of the City Council and City Administration to enable the City to maintain its financial stability. It is intended that the policies be reviewed annually so that the guidelines represent a realistic, current framework for public policy decisions.

## 1. Operating Budget

The objectives of the operating budget policies are to maintain adequate service levels at reasonable costs by following sound financial practices.

### Balanced Budget

The city shall annually adopt a balanced budget where revenues and unrestricted fund balance are equal to, or exceed, operating expenditures. Any increase in expenses, decreases in revenues, or combination of the two that would result in a budget imbalance will require a budget revision. Any year end operating surpluses will revert to unappropriated balances for use in maintaining reserve levels, and/or be available for capital projects or "one time only" General Fund expenditures.

### Expenditures

1. All expenditures will be projected on a per-month average to develop a purchasing ceiling.
2. Purchases of more than \$1,000.00 will require a purchase order.
3. Focus will be made on planned and long-range purchasing requirements.

### Budgetary Controls

The City shall maintain a budgetary control system to ensure adherence to the adopted budget and associated appropriations. Regular reports shall be provided comparing actual revenues and expenditures to budgeted amounts.

Each department head is responsible for the budget in their respective departments. The department heads are given latitude to transfer budget funds within their departments, with the exception of the salaries and benefits categories. Transfers affecting the salaries and benefits category or outside of the department require the approval of the City Manager. Additions to the budget that are not countered by a reduction elsewhere, require amendment of the budget by the City Council.

## 2. Revenue

The objective of the revenue policies is to ensure that funding for public programs is derived from a fair, equitable and adequate resource base, while minimizing tax differential burdens.

### Revenue Structure

In the City of Daingerfield's fiscal system, the monitoring and control of revenues is a primary concern. The City will attempt to maintain a diversified and stable revenue system to shelter programs from short-term fluctuations in any single revenue source. Potential revenue sources will be evaluated and, if feasible, initiated. To accomplish this, revenues are monitored on a continuous basis to insure that receipts from each revenue source are at maximum levels.

### Revenues

1. All revenues will be projected on a per-month average. This will give a ceiling over which no expenditures may exceed, within certain exceptions.
2. All revenues will be deposited, when received, to interest-bearing accounts (including checking accounts).
3. Debt service and loan requirements will continue to be invested in interest-bearing accounts with maturity dates coinciding with the debt service requirements.

### Tax Base capacity

The objective of the City is to ensure that local general tax resources are not increased faster than the tax base capacity of the community. The City will attempt to maintain a stable tax base.

### Annual Review



The City Manager is responsible for directing an annual review of fees and charges for services and will make appropriate modifications to ensure that charges grow at a rate which keeps pace with the cost of efficiently providing the services and to assure that one group of users are not subsidized by the general populace.

#### **Water and Sewer Rates**

User charge fees for water and sewer will be set at a level sufficient to finance all operating, capital and debt service costs for these utilities. Rates will be set such that these funds are never in a cash deficit position during the year.

### **3. Fund Balance/Reserve**

The objectives of the fund balance reserve policies is not to hold resources solely as a source of interest revenue, but rather to provide adequate resources for cash flow and contingency purposes, while maintaining reasonable tax rates and charges for services.

### **4. General**

1. Monthly summaries of financial activity will be provided to the City Council.
2. Quarterly updates will also be provided, with quarterly budget revisions whenever the Council deems necessary.
3. Any significant demand on a budget category will be brought to the City Council for study and reallocation by vote of Council, duly recorded in the city minutes.
4. The printout of City Financial activity will continue to be available for public inspection.

# Investment Policy

## CITY OF DAINGERFIELD, TEXAS

### INVESTMENT POLICY

#### I. POLICY STATEMENT

It is the policy of the City that the administration of its funds and the investment of those funds shall be handled as its highest public trust. Investments shall be made in a manner which will provide the maximum security of principal invested through limitations and diversification while meeting the daily cash flow needs of the City and conforming to all state and local statutes governing the investment of public funds, including but not by way of limitation, the Public Funds Investment Act, Chapter 2256, Government Code.

#### II. SCOPE

This investment policy applies to all the financial assets and funds of the City. These funds are defined in the City's Comprehensive Annual Financial Report (CAFR). And any new funds created by the City unless specifically exempted by the City Council and this policy.

#### III. OBJECTIVES

The primary objectives, in priority order, of the City's investment activities shall be:

1. Safety – Safety of principal is the foremost objective of the investment program.  
Investment of the City shall be undertaken in a manner that seeks to ensure the preservation of capital in the overall portfolio.
2. Liquidity – The City investment portfolio will remain sufficiently liquid to enable the City to meet all operating requirements which might be reasonably anticipated.

Effective cash management is recognized as essential to good fiscal management. Cash management is defined as the process of managing monies in order to ensure maximum cash availability.

#### IV. LEGAL LIMITATIONS, RESPONSIBILITIES AND AUTHORITY

Direct specific investment parameters for the investment of public funds in Texas are found in the Public Funds Investment Act, Chapter 2256, Texas Government Code, (the "Act"). The Public Funds Collateral Act, Chapter 2257, Texas Government Code, specifies collateral requirements for all public funds deposits. All investments will be made in accordance with these statutes.

#### V. DELEGATION OF INVESTMENT AUTHORITY

The City Manager, acting on behalf of the City, is designated as the Investment Officer of the City and is responsible for investment management decisions and activities. However, the daily operations required for the handling of such matters are delegated to the Finance Officer. The Investment Officer shall be responsible for all transactions undertaken and shall establish a system of controls to regulate the activities of subordinate officials and staff.

No officer or designee may engage in an investment transaction except as provided under the terms of this policy and the procedures established.

#### VI. PRUDENCE

The standard of prudence to be used in the investment function shall be the "prudent person" standard and shall be applied in the context of managing the overall portfolio. This standard states:

"Investments shall be made with judgement and care, under circumstances then prevailing, which persons of prudence, discretion, and intelligence exercise in the management of their own affairs, not for speculation, but for investment, considering the probable safety of their capital as well as the expected income to be derived."

#### Limitation of Personal Liability

The Investment Officer and those delegated investment authority under this Policy, when acting in accordance with the written procedures and this Policy and in accord with the Prudent Person Rule, shall be relieved of personal responsibility and liability in the management of the portfolio provided that deviations from expectations for a specific security's credit risk or market price change or portfolio shifts are reported in a timely manner and that appropriate action is taken to control adverse market effects. The governing body of the investing entity retains ultimate responsibility as fiduciaries of the assets of the entity.



## VII. INTERNAL CONTROLS

The City of Daingerfield shall establish an annual process of independent review by an external auditor. This review will provide internal control by assuring compliance with policies and procedures.

## VIII. AUTHORIZED INVESTMENTS

Acceptable investments under this policy shall be limited to the instruments listed below and as further defined and described by the Public Funds Investment Act.

### I. Authorized:

A. Obligations of the United States Government, its agencies and instrumentalities, and government sponsoring enterprises, not to exceed two years to stated maturity, excluding collateralized mortgage obligations;

B. Fully insured or collateralized certificates of deposit from a banking institution doing business in the State of Texas and under the terms of a written depository agreement with that banking institution, not to exceed one year to stated maturity;

C. Commercial paper rated A-1/P-1 or the equivalent by at least two nationally recognized rating agencies not to exceed 180 days to stated maturity;

D. Repurchase agreement and reverse repurchase agreements as defined by the Public Funds Investment Act, not to exceed 180 days to stated maturity, provided an executed PSA Master Repurchase Agreement is on file with the City and the counterparty bank or primary dealer;

E. No-load, SEC registered money market funds, each approved specifically before use by the City Board;

F. Constant dollar Texas Local Government Investment Pools as defined by the Public Funds Investment Act; and,

G. Any other investment purchased must be considered and approved by the City Council prior to purchase.

### II. Not Authorized:

A. Obligations whose payment represents the coupon payments on the outstanding principal balance of the underlying mortgage-backed security collateral and pays no principal.

B. Obligations whose payment represents the principal stream of cash flow from the underlying mortgage-backed security collateral and bears on interest.

C. Collateralized mortgage obligations that have a stated final maturity date of greater than 10 years.

D. Collateralized mortgage obligations, the interest rate of which is determined by an index that adjusts opposite to the changes in a market index.

## IX. AUTHORIZED FINANCIAL INSTITUTIONS

No public deposit shall be made except in a qualified public depository as established by state and/or local laws.

## X. SAFEKEEPING AND COLLATERALIZATION

The laws of the State and prudent treasury management require that all purchased securities be bought on a delivery versus payment (DVP) basis and be held in safekeeping by either the City, an independent third party financial institution, or the City's designated depository.

All safekeeping arrangements shall be designated by the Investment Officer. The third party custodian shall be required to issue safekeeping receipts to the City listing each specific security, rate, description, maturity, cusip number, and other pertinent information. Each safekeeping receipt will be clearly marked that the security is held for the City or pledged to the City.



All securities pledged to the City for time or demand deposits shall be held by an independent third party bank doing business in Texas. The safekeeping bank may not be within the same holding company as the bank from which the securities are pledged. The bank is responsible for monitoring collateral.

#### Collateralization

Collateralization shall be required on certificates of deposits over the FDIC insurance coverage of \$250,000 and repurchase agreements. In order to anticipate market changes and provide a level of additional security for all funds, the collateralization level required will be 102% of the market value of the principal and accrued interest. The collateral will be held by an independent third party safekeeping agent.

#### XI. PERFORMANCE EVALUATION AND REPORTING

The Finance Officer shall submit monthly to the City Manager and quarterly and annual reports to the City Council containing sufficient information to permit an informed outside reader to evaluate the performance of the investment program and be consistent with statutory requirements.

#### XII. DEPOSITORYIES

The City will designate one depository institution through a competitive process as its central depository provider at least every five years. Other depository institutions from which the City may purchase certificates of deposit will also be designated after they provide their latest audited financial statements to the City.

#### XIII. TRAINING

The treasurer, the chief financial officer (if the treasurer is not the chief financial officer), and the investment officer of a local government must attend at least one training session relating to the treasurer's or officer's responsibilities within twelve (12) months after taking office under the Act. On a continuing basis, the investment training sessions must be attended at least once in a two-year period for at least 10 hours of instruction. An "independent" source of instruction must be approved by the governing body, or its designated investment committee advising the investment officer, as provided for in the investment policy. Generally, "independent" is defined as a source outside the government entity. Training must include education in investment controls, security risks, market risks, and compliance with the Act.

#### XIV. INVESTMENT POLICY ADOPTION BY CITY

The City of Daingerfield Investment Policy shall be adopted by Resolution of the City of Daingerfield's legislative authority. The policy shall be reviewed annually by the Council and any modifications made thereto must be approved by the Council.



## Fund Structure

The City uses fund accounting to ensure compliance with finance-related legal and regulatory requirements and to safeguard security.

A fund is an accounting entity that has a set of self-balancing accounts and that records all financial transactions for specific activities or government functions.

## Funds

Our funds consist of the General Fund, Water/Sewer Fund, Special Revenue Funds, and Debt Service Funds. Most governmental functions of the City are financed through these funds. Governmental funds are supported by taxes, fines and fees, and intergovernmental revenues.

### General Revenue

The General Fund is the largest fund of the City and accounts for general services and operations. The General Fund is where services such as Legislative, Administration, Library, Judicial, Police, Code, Fire, Animal Shelter, Streets, Sanitation, Parks are budgeted. The majority of the City's departments/employees are funded out of the General Fund.

### Water/Sewer Revenue

The Water/Sewer Fund is used for water and sewer revenue.

### Special Revenue

The Special Revenue Funds collect funds from specific revenue resources committed to expenditure for specific purposes. The fund usage is restricted to specific projects or outcomes. This fund type adds an extra level of transparency and accountability to taxpayers as it shows clearly and exactly where their tax dollars are going. The City has four (10) separate Special Revenue Funds.

### Debt Service

The Debt Service Fund is a reserve account used to pay for principal and interest obligations for bonds and other debt instruments according to a pre-determined payment schedule.

## Budget Process

The annual budget process is the single most important financial responsibility of a local government. The City Budget is a plan for utilizing the City's available funds during the fiscal year to accomplish the established goals and objectives. Once the budget is adopted, funds may be spent in a manner consistent with the stated plans, objectives, and policies outlined in the budget, unless amended in accordance with City policies and approved by the City Council. The budget process for developing, adopting and implementing the budget includes the following:

1. Provides the public with an understandable financial plan that outlines activities that will be undertaken during the next fiscal year.
2. The budget for the fiscal year must be adopted prior to the first day of the fiscal year (October 1).
3. The budget shall be developed on a conservative basis.
4. Budget revenues are made based on consultations with state and local agencies, trend analysis, anticipated changes in the economy.
5. The budget must include a list of expenditures and expenses proposed to be made during the next fiscal year.
6. The budget must show a complete financial statement for the City, including all debts and other outstanding financial obligations.
7. The City Manager must prepare a recommended budget for consideration and review by the City Council.
8. Copies of the proposed budget will be filed with the City Secretary and made available for public inspection.
9. The City Council must hold a public hearing on the budget no less than 15 days after the budget is filed with the City Secretary. Public notice of the time and place of the hearing must be given by publication in a newspaper of general circulation not more than 30 days or less than 15 days prior to the hearing.
10. Following the public hearing, the budget proposed by the City Manager could be changed by the City Council.
11. Upon adoption of the final budget by a majority vote of the City Council, copies must be filed with the City Secretary and made available for public inspection.

|



---

# **BUDGET OVERVIEW**

---



## Analysis of Tax Rate

Analysis of Tax Rate				
	FY '22-'23	FY '23-'24	FY '23-'24	FY '23-'24
	Assessment	No-new-Revenue Rate	Same Rate	Voter Approval Rate
Assessed Value at 100% of Value	\$ 126,552,338	\$ 156,678,930	\$ 156,678,930	\$ 156,678,930
City Tax Rate (Per \$100)	0.00491974	0.00395025	0.00491974	0.00551556
Total Levy	\$ 622,605	\$ 618,920	\$ 770,820	\$ 864,172
Estimated Collections 95%	\$ 591,474	\$ 587,974	\$ 732,279	\$ 820,963
Less 2.66% for Discounts	\$ 15,733	\$ 15,640	\$ 19,479	\$ 21,838
Effective Tax Levy	\$ 575,741	\$ 572,334	\$ 712,800	\$ 799,125
2006 - .656825				
2007 - .656825				
		Comparison		
2008 - .656825	Property	Voter Approval Rate	Present Rate	Difference
2009 - .656825	Value	0.00551556	0.00491974	-
2010 - .656734	\$ 25,000.00	\$ 137.89	\$ 122.99	\$ 14.90
2011 - .656734	\$ 50,000.00	\$ 275.78	\$ 245.99	\$ 29.79
2012 - .656734	\$ 60,000.00	\$ 330.93	\$ 295.18	\$ 35.75
2013 - .656734	\$ 75,000.00	\$ 413.67	\$ 368.98	\$ 44.69
2014 - .634458	\$ 85,000.00	\$ 468.82	\$ 418.18	\$ 50.64
2015 - .634458	\$ 100,000.00	\$ 551.56	\$ 491.97	\$ 59.58
2016 - .634458	\$ 150,000.00	\$ 827.33	\$ 737.96	\$ 89.37
2017 - .654792	\$ 200,000.00	\$ 1,103.11	\$ 983.95	\$ 119.16
2018 - .685946				
2019 - .648032				
2020 - .552917				
2021 - .491974				
2022- .491974				



## Budget Comparison

### FY 2022-2023 to FY 2023-2024 Budget Comparison

	<b>Expense</b>				
	<b>Fund</b>	<b>FY 2022-2023</b>		<b>FY 2023-2024</b>	
	General	\$ 2,391,076		\$ 3,045,665	
	Water	\$ 643,370		\$ 634,634	
	Sewer	\$ 474,028		\$ 371,902	
	Debt	\$ 292,939		\$ 209,728	
	<b>Total</b>	\$ 3,801,413		\$ 4,261,929	
	<b>Revenue</b>				
	<b>Fund</b>	<b>FY 2022-2023</b>		<b>FY 2023-2024</b>	
	General	\$ 2,360,481		\$ 2,667,060	
	Water	\$ 930,628		\$ 1,064,300	
	Sewer	\$ 510,800		\$ 531,383	
	<b>Total</b>	\$ 3,801,909		\$ 4,262,743	
	<b>Revenue vs. Expense</b>				
		<b>FY 2022-2023</b>		<b>FY 2023-2024</b>	
	Revenue	\$ 3,801,909		\$ 4,262,743	
	Expense	\$ 3,801,413		\$ 4,261,929	
	<b>Total</b>	\$ 496		\$ 814	



## Budget Summary

### FY 2023-2024 Budget Summary

Department	Personnel	Supplies	Contractual	Capital Outlay	Debt Service	Debt Prin	Total
Legislative	\$ 2,246	\$ 7,600	\$ 17,146	\$ -			\$ 26,992
Administrative	\$ 317,661	\$ 26,107	\$ 159,755	\$ 5,000			\$ 508,523
Library	\$ 38,937	\$ 1,986	\$ 13,735	\$ 4,050			\$ 58,708
Judicial	\$ 33,223	\$ 5,287	\$ 27,555	\$ 1,000			\$ 67,065
Police Department	\$ 486,115	\$ 54,694	\$ 91,491	\$ 10,000			\$ 642,300
Code Enforcement	\$ 80,836	\$ 5,750	\$ 15,400	\$ 1,000			\$ 102,986
Fire Department	\$ 20,400	\$ 31,450	\$ 63,348	\$ 36,500	\$ 1,487	\$ 43,104	\$ 196,289
Animal Shelter	\$ 115,495	\$ 13,350	\$ 20,238	\$ 2,050			\$ 151,133
Street Department	\$ 326,068	\$ 16,950	\$ 108,651	\$ 503,480			\$ 955,149
Sanitation		\$ 1,900	\$ 369,913	\$ -			\$ 371,813
City Park	\$ -	\$ 1,500	\$ 7,298	\$ 500			\$ 9,298
Water Distribution	\$ 55,528	\$ 46,600	\$ 440,006	\$ 92,500	\$ 15,987	\$ 149,150	\$ 799,771
Sewer Department	\$ 58,625	\$ 48,300	\$ 147,981	\$ 116,996			\$ 371,902
<b>Total</b>	\$ 1,535,134	\$ 261,474	\$ 1,482,517	\$ 773,076	\$ 17,474	\$ 192,254	\$ 4,261,929
<b>General Fund</b>	\$ 1,420,981	\$ 166,574	\$ 894,530	\$ 563,580	\$ 1,487	\$ 43,104	\$ 3,090,256
<b>Water</b>	\$ 55,528	\$ 46,600	\$ 440,006	\$ 92,500	\$ 15,987	\$ 149,150	\$ 799,771
<b>Sewer</b>	\$ 58,625	\$ 48,300	\$ 147,981	\$ 116,996			\$ 371,902
<b>Total</b>	\$ 1,535,134	\$ 261,474	\$ 1,482,517	\$ 773,076	\$ 17,474	\$ 192,254	\$ 4,261,929



## Expense to Revenue Projection

### FY 2023-2024 Fund Expense to Revenue Projection

	Expense	Capital Expense	Debt Principal	Debt Interest	Total Expense	Revenue	Balance
General Fund	\$ 2,482,085	\$563,580	\$ 43,104	\$ 1,487	\$ 3,090,256	\$ 2,667,060	\$ (423,196)
Water Fund	\$ 542,134	\$ 92,500	\$ 149,150	\$ 15,987	\$ 799,771	\$ 1,064,300	\$ 264,529
Sewer Fund	\$ 254,906	\$ 116,996		\$ -	\$ 371,902	\$ 531,383	\$ 159,481
Grants							
Total	\$ 3,279,125	\$773,076	\$ 192,254	\$ 17,474	\$ 4,261,929	\$ 4,262,743	\$ 814



## Yearly Comparison

	Budgeted Revenue '21-22'	Budgeted Revenue '22-23'	Proposed Budget '23-24'
General	\$ 2,000,587	\$ 2,360,481	\$2,667,060.00
Water/Sewer	\$ 1,102,625	\$ 1,441,428	\$1,595,683.00
	<b>\$ 3,103,212</b>	<b>\$ 3,801,909</b>	<b>\$4,262,743.00</b>

	Budgeted Expenditures '21-22'	Budgeted Expenditures '22-23'	Budgeted Expenditures '23-24'
Legislative	\$26,484	\$26,743	\$26,992
Administrative	\$179,577	\$186,041	\$508,523
Library	\$79,601	\$84,585	\$58,708
Judicial	\$69,996	\$67,871	\$67,065
Police	\$550,214	\$582,537	\$642,300
Code	\$22,103	\$21,399	\$102,986
Fire	\$168,738	\$403,260	\$196,289
Animal Shelter	\$135,160	\$136,111	\$151,133
Streets	\$519,482	\$780,646	\$955,149
Sanitation	\$319,554	\$357,251	\$371,813
Park	\$6,027	\$6,298	\$9,298
Water	\$703,480	\$674,643	\$799,771
Sewer	\$448,712	\$474,028	\$371,902
	<b>\$3,229,128</b>	<b>\$3,801,413</b>	<b>\$4,261,929</b>



## City Investments

### INVESTMENTS

Code	Category	Maturity	Interest	Balance 9-1-23	
01-1037	Cypress -General Fund CD- 24 month	2/8/25	4.25%	\$	127,260
01-1040	Cypress-General Fund CD- 12 month	4/19/2024	5.00%	\$	252,500
01-1041	Cypress-General Fund CD- 18 month	10/18/2024	4.80%	\$	252,433
01-1080	Texstar - General - Pool Account	N/A	Varies	\$	495,742
02-1034	THB - Water/Sewer CD- 12 month	6/9/2024	4.50%	\$	60,907
02-1036	THB-Water/Sewer CD- 12 month	6/9/2024	4.50%	\$	55,831
02-1059	Cypress - Water/Sewer CD- 12 month	2/8/2024	4.50%	\$	127,363
02-1060	Cypress - Water/Sewer CD- 18 month	8/8/2024	4.60%	\$	127,405
02-1061	Cypress - Water/Sewer CD- 24 month	2/8/2025	4.25%	\$	127,260
02-1062	Cypress - Water/Sewer CD-12 month	4/19/2024	5.00%	\$	252,534
02-1063	Cypress - Water/Sewer CD- 18 month	10/18/2024	4.80%	\$	252,433
02-1080	Texstar - Water/Sewer - Pool Account	N/A	Varies	\$	370,951
<b>TOTAL</b>				\$	2,502,619

TEXSTAR- Interest Earned Monthly  
 THB- Interest Earned Monthly  
 CYPRESS- Interest Earned Quarterly



---

# FUND SUMMARIES

---





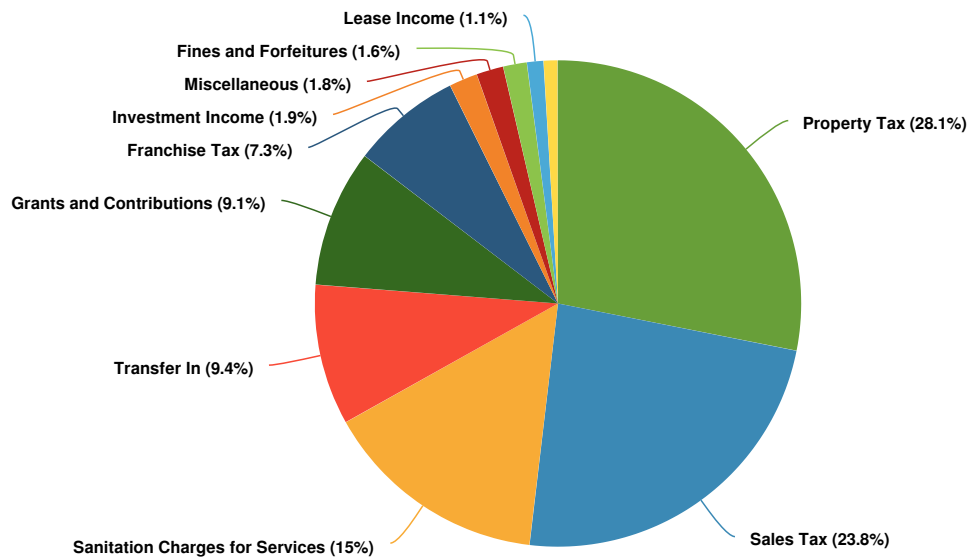


## General Fund

The General Fund is the general operating fund, and is the largest fund of the City as it includes all traditional government services, such as public safety, street and drainage maintenance, parks and recreation, library services, and general administration. The General Fund uses tax revenue, fees, fines, and other revenues to fund these services. It functions as a governmental fund, which is accounted for using a modified accrual basis of accounting.

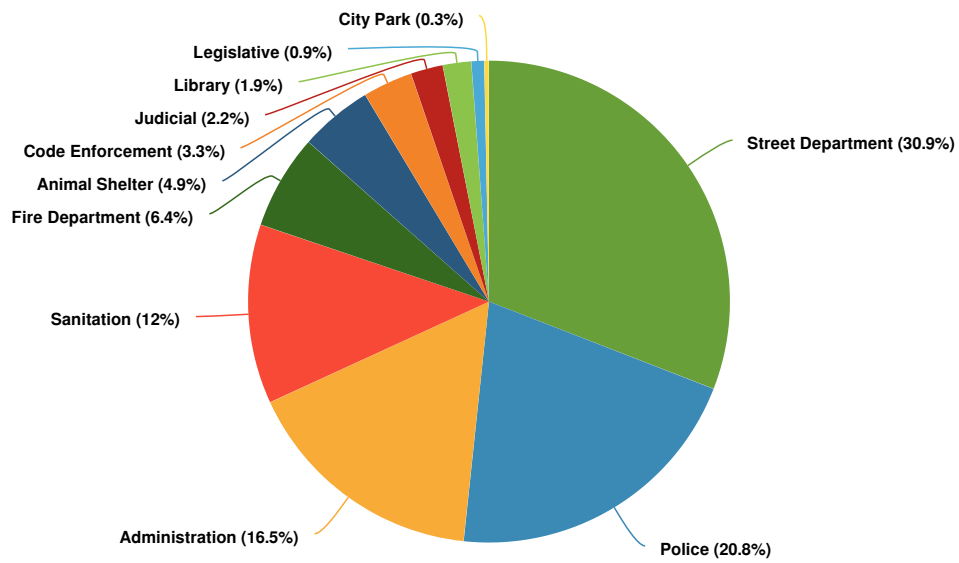
### Revenues by Source

#### Projected 2023 Revenues by Source



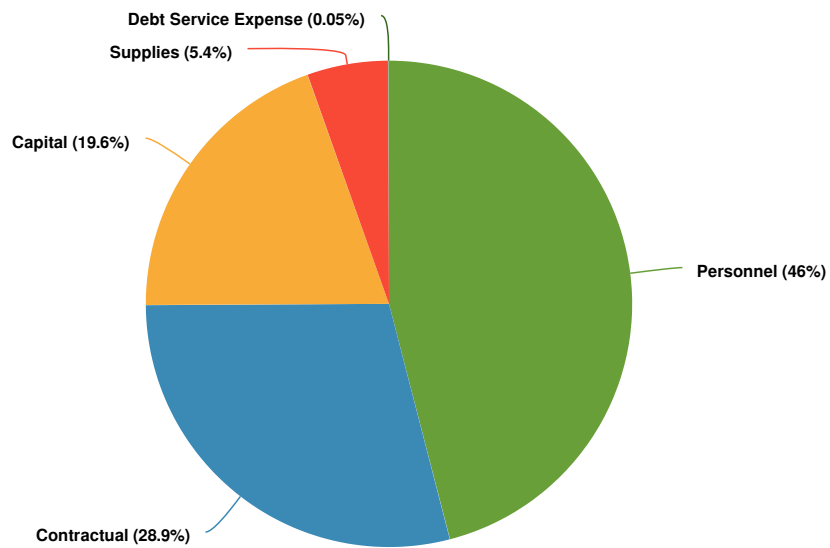
# Expenditures by Departments

## Budgeted Expenditures by Departments



# Expenditures by Expense Type

## Budgeted Expenditures by Expense Type



## General Fund Revenue

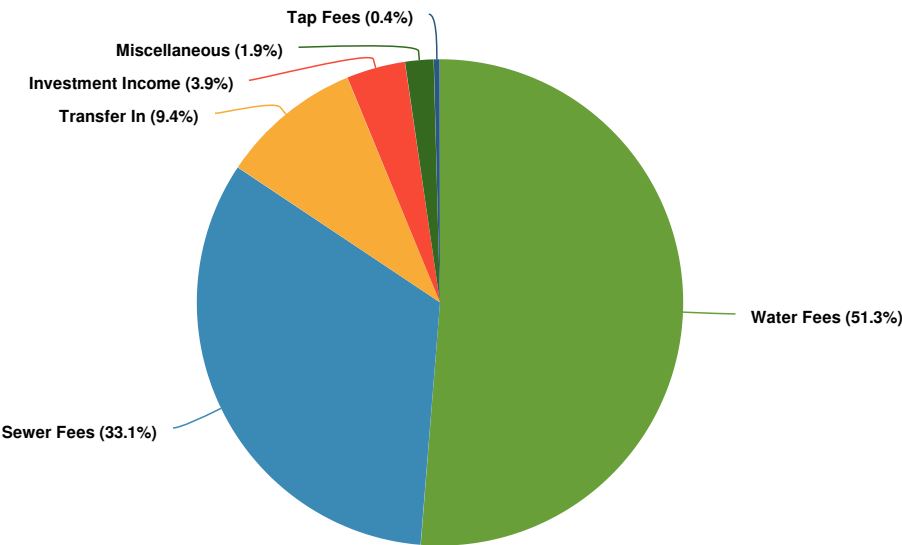
General Fund Revenues 01		JUNE		
		Budget	YTD 22-23	PROPOSED
Code	Category	FY '22-'23	(9 mons.)	FY'23-24'
01-4401	Ad Valorem Taxes, Current Year	\$ 575,741	\$ 575,741	\$ 712,800
01-4403	Tax Penalty & Interest	\$ 3,500	\$ 12,094	\$ 16,124
01-4404	Sales Taxes	\$ 606,181	\$ 475,184	\$ 633,579
01-4405	Franchise Taxes	\$ 188,000	\$ 129,822	\$ 194,728
01-4406	Morris County Fire Subsidy	\$ 12,210	\$ 9,158	\$ 12,211
01-4407	Sanitation Collection - Residential	\$ 110,500	\$ 82,066	\$ 115,709
01-4408	Sanitation Collection - Commercial	\$ 204,624	\$ 178,345	\$ 252,879
01-4409	Municipal Court	\$ 40,000	\$ 14,502	\$ 40,000
01-4410	Library Fines	\$ 200	\$ 150	\$ 150
01-4411	Sanitation Earmarked	\$ 30,830	\$ 21,708	\$ 31,692
01-4412	Miscellaneous Permits & Fees	\$ 12,500	\$ 18,046	\$ 24,274
01-4413	Cell Tower Lease Fee	\$ 4,980	\$ 3,812	\$ 5,082
01-4414	Interest Income	\$ 6,600	\$ 23,437	\$ 50,566
01-4415	Payment in Lieu of Taxes	\$ 18,500	\$ 19,810	\$ 21,000
01-4416	Miscellaneous Income	\$ 15,500	\$ 38,749	\$ 15,500
01-4417	Air Methods Lease	\$ -	\$ 13,488	\$ 24,000
01-4418	Vendor Permit	\$ 300	\$ -	\$ 300
01-4420	Library Misc. Income		\$ 2,097	\$ 3,000
01-4421	Library Donations	\$ 300	\$ 302	\$ 500
01-4426	Grants- Fire Department - New Truck	\$ 220,000	\$ 0	\$ 220,000
01-4427	Police Grants- Cameras	\$ 20,000	\$ -	\$ 10,500
01-4428	Forfeitures	\$ 500	\$ 770	\$ 500
01-4429	Discounts Earned - Court Cost Reports	\$ 955	\$ 403	\$ 955
01-4430	DPS Collection Program	\$ 250	\$ 48	\$ 250
01-4431	LEOSE Fund - Police Department	\$ 800	\$ -	\$ 800
01-4440	Donations - Library Summer Reading	\$ 300	\$ -	\$ 300
01-4445	Sales Tax Filing Discount	\$ 105	\$ 104	\$ 161
01-4447	TML Health Renewal Credit	\$ 8,605	\$ 3,006	\$ -
01-4450	Adoption Spay/Nueter Fees	\$ 3,500	\$ 2,420	\$ 4,500
01-4470	Daingerfield Cultural Education Facilities	\$ 10,000	\$ -	\$ 10,000
01-4490	Gain on Sale of Assets	\$ 15,000	\$ 11,520	\$ 15,000
01-4999	Interfund Transfers	\$ 250,000	\$ -	\$ 250,000
<b>Total General Fund Revenues</b>		<b>\$ 2,360,481</b>	<b>\$ 1,636,779</b>	<b>\$ 2,667,060</b>





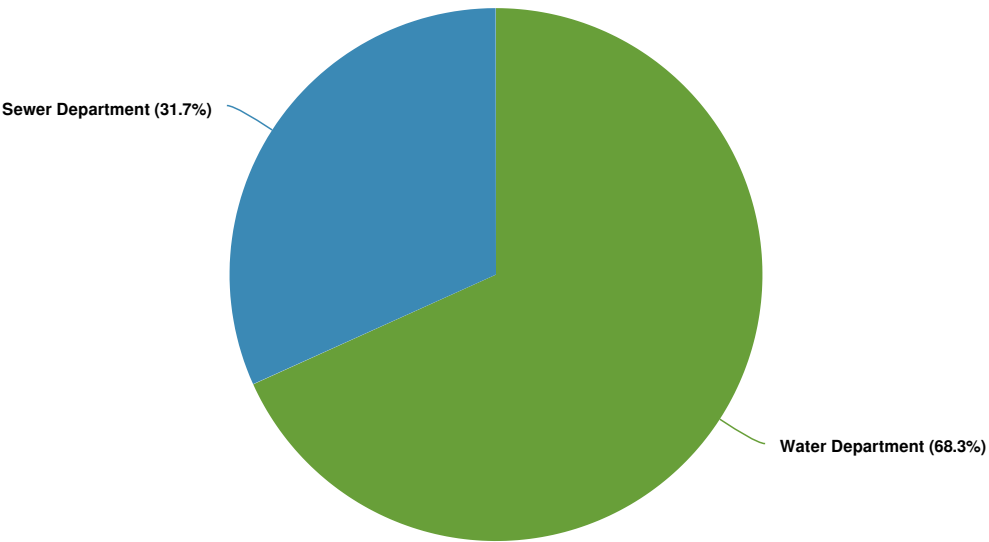
**Revenues by Source**

**Projected 2023 Revenues by Source**



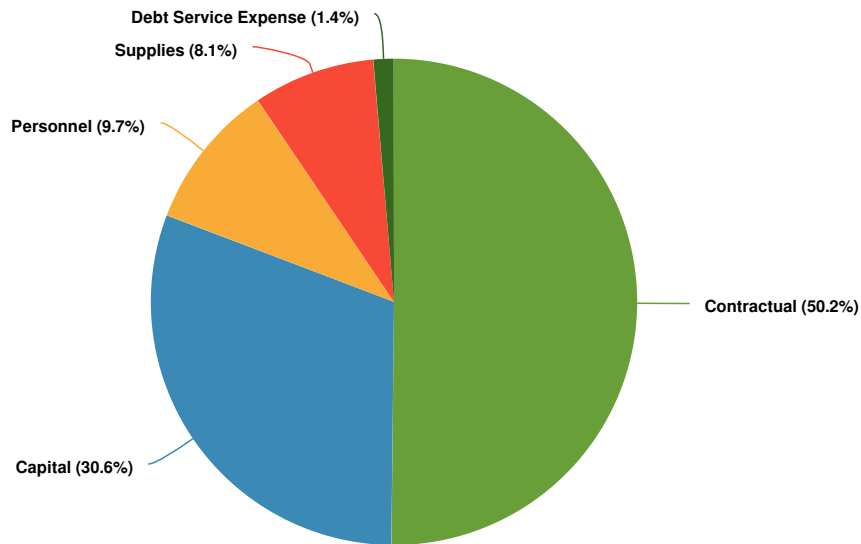
# Expenditures by Function

## Budgeted Expenditures by Function



## Expenditures by Expense Type

### Budgeted Expenditures by Expense Type



## Water and Sewer Revenues

Water and Sewer Fund Revenues 02			JUNE	Proposed
		Budget	YTD 22-23	BUDGET
Code	Category	FY '22-'23	(9 mons.)	FY'23-24'
02-4500	Water Sales Receipts	\$ 672,000	\$405,912	\$712,393
02-4501	Sewer Sales Receipts	\$ 510,000	\$317,763	\$528,383
02-4502	Penalties Receipts	\$ 30,000	\$20,820	\$30,000
02-4503	Water Tap Fees	\$ 1,120	\$2,109	\$3,500
02-4504	Sewer Tap Fees	\$ 800	\$1,789	\$3,000
02-4506	Hydrant Replacement -NETMWD	\$ 8,000	\$8,000	\$8,000
02-4507	Bulk Water Sales	\$ 1,000	\$445	\$1,000
02-4414	Interest Income	\$ 8,225	\$23,503	\$62,488
02-4509	Miscellaneous Income	\$ 6,500	\$22,574	\$30,098
02-4510	Discounts Earned	\$ 100	\$0	\$100
02-4520	Raw Water NETWD Contract	\$ 53,683	\$48,331	\$66,721
02-4999	Interfund Transfers	\$ 150,000	\$0	\$150,000
<b>Total Water and Sewer Fund Revenues</b>		<b>\$ 1,441,428</b>	<b>\$851,247</b>	<b>\$1,595,683</b>



## Special Revenues

The Special Revenue funds accounts are for revenues from specific taxes or other earmarked revenue sources, which by law are designated to finance particular functions or activities of government.

### Special Fund Revenue

#### Special Revenues Fund

Code	Category	Oct 2022 Balance	YTD 22-23 (9 Mons)	Estimated Sept 2023 Balance
01-1016	DDM Fund	\$ 2,048	\$ 2,055	\$ 2,056
05-1021	RBEG Rev. Loan Fund	\$ 183,555	\$ 190,664	\$ 200,596
09-1012	Local Truancy Prevention Fund	\$ 759	\$ 759	\$ 759
11-1010	Municipal Court Building Security Fund	\$ 23,195	\$ 19,076	\$ 19,101
12-1011	Municipal Court Technology Fund	\$ 9,636	\$ 7,303	\$ 7,309
13-1012	Child Safety-School Zone Fund	\$ 12,436	\$ 12,498	\$ 12,514
14-1085	Hotel/Motel Fund	\$ 75,199	\$ 81,417	\$ 83,225
15-1013	Animal Shelter Donations	\$ 34,987	\$ 35,161	\$ 35,420
16-1014	PEG Access Fee - Suddenlink Fund	\$ 4,569	\$ 4,587	\$ 4,590
40-1007	Home Grant	\$ 202	\$ 202	\$ 202
		\$ 346,586	\$ 353,721	\$ 365,772

#### Description

The Special Revenue funds accounts are for revenues from specific taxes or other earmarked revenue sources, which by law are designated to finance particular functions or activities of government



**Description of Grant Fund Revenue**

The ARPA Fund is a special revenue fund established to separately account for the receipt and use of City's Federal Grant funds received from American Rescue Plan Act of 2021 also known as SLFRF program and the coronavirus american rescue act plan of 2020.

**Source**

The only source of revenue is derived from the ARPA grant.

**The SLFRF program provides governments across the country with resources needed to:**

- Fight the pandemic and support families and businesses struggling with its public health and economic impacts.
- Maintain vital public services, even amid declines in revenue resulting from the crisis.
- Build a strong, resilient, and equitable recovery by making investments that support long-term growth and opportunity.

**Collection**

The funds are automatically deposited in our account by the government.

**Analysis & Projection**

- GFOA best practices
- Amount available from government



**ARPA-SLFRF**

**Recipients may use SLFRF funds to:**

- Replace lost public sector revenue, using this funding to provide governmental services up to the amount of revenue lost due to pandemic.
- Respond to the far-reaching public health and negative economic impacts of the pandemic, by supporting the health of communities, and helping households, small businesses, impacted industries, nonprofits, and the public sector recover from economic impacts.
- Provide premium pay for essential workers, offering additional support to those who have and will bear the greatest health risks because of their service in critical sectors.
- Invest in water,sewer, and broadband infrastructure, making necessary investments to improve access to clean drinking water, to support vital wastewater and stormwater infrastructure, and to expand affordable access to broadband internet.
- The Coronavirus State and Local Recovery Funds provide substantial flexibility for each jurisdiction to meet local needs within these four separate eligible use categories.

**Payments Received**

FY '20-21'	FY '21-22'	FY '22-23'	FY' 23-24'
\$294,865.28	\$296,030.78	0	0

---

# DEPARTMENTS

---



# Legislative

The Mayor and five council members act as the elected representatives of the citizens of Daingerfield to formulate public policy to meet community needs and assure orderly development in the City.

**DESCRIPTION**

- Appoint the City Manager, City Attorney, Municipal Court Judge and various citizen boards and commissions
- Adopt the City's annual budget and ad valorem tax rate
- Adopt City ordinances and resolutions
- Establish the fees and rates for City goods and services
- Approve purchases and contracts as prescribed by City policy and State law.

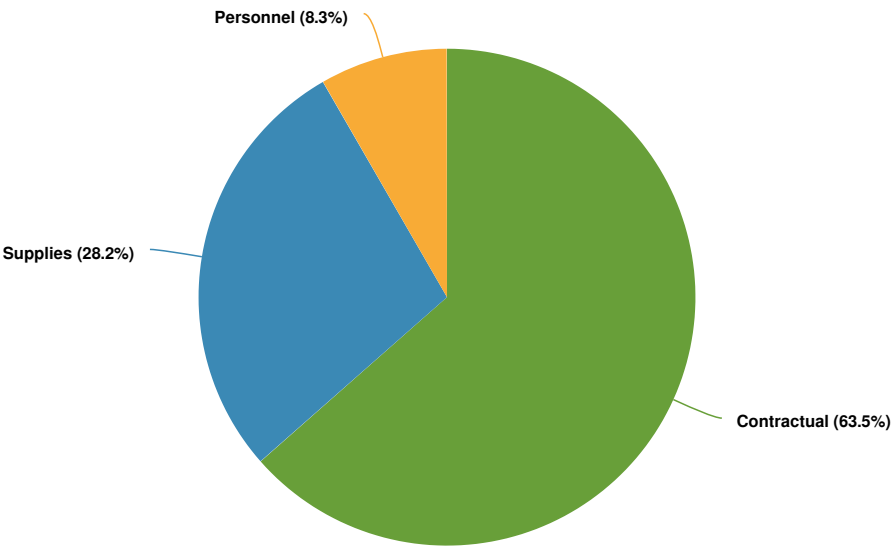
## Expenditures Summary

\$26,992

\$26,992  
(% vs. prior year)

## Expenditures by Expense Type

Budgeted Expenditures by Expense Type



## Legislative Expenses

Legislative Expenses 1-101				
		Budgeted	YTD '22-'23'	Proposed
Code	Category	FY '22-'23	(9 mons)	FY '23-'24
01-101.5101	Regular Salaries	\$ 900	\$ 675	\$ 900
01-101.5103	Special/Temporary/Contract Salaries	\$ 1,000	\$ 716	\$ 1,200
01-101.5105	Unemployment Compensation	\$ 25	\$ 1	\$ 25
01-101.5107	Social Security	\$ 56	\$ 42	\$ 56
01-101.5108	Medicare	\$ 13	\$ 10	\$ 13
01-101.5109	Workmen's Compensation	\$ 22	\$ 109	\$ 52
01-101.5203	Public Relations	\$ 250	\$ 35	\$ 250
01-101.5205	Materials & Supplies - Office	\$ 600	\$ 482	\$ 600
01-101.5206	Materials and Supplies - Election	\$ 1,350	\$ 2,479	\$ 2,500
01-101.5207	Postage	\$ 325	\$ 51	\$ 250
01-101.5220	Travel	\$ 550	\$ -	\$ 1,000
01-101.5235	Operations Materials & Supplies	\$ 500	\$ 71	\$ 500
01-101.5240	Miscellaneous Expense	\$ 1,500	\$ 1,117	\$ 1,500
01-101.5296	Daingerfield Day - Current Year	\$ 1,000	\$ 1,000	\$ 1,000
01-101.5301	Publishing - Printing	\$ 750	\$ 3,560	\$ 5,000
01-101.5303	Utilities-Telephone	\$ 550	\$ 548	\$ -
01-101.5305	Utilities-Electricity	\$ 1,600	\$ 1,726	\$ -
01-101.5313	Professional Development	\$ 2,000	\$ 801	\$ 2,000
01-101.5345	Lease Voting Machine	\$ -	\$ -	\$ -
01-101.5349	Elevator Maint.	\$ 2,500	\$ 4,050	\$ -
01-101.5353	Physical Plant Maint & Repair	\$ 2,000	\$ 1,697	\$ -
01-101.5363	Insurance - Public Official's Liability	\$ 1,196	\$ 1,196	\$ 1,196
01-101.5375	Special Services-Municode, Legal, Social	\$ 6,500	\$ 6,145	\$ 6,500
01-101.5386	Software/Software Support	\$ 391	\$ 348	\$ 2,450
01-101.5393	Emergency Management	\$ 1,165		\$ -
<b>Total Legislative Expenses</b>		<b>\$ 26,743</b>	<b>\$ 26,859</b>	<b>\$ 26,992</b>
<b>Description</b>				
This department is administered by the City Manager under the direction of the City Council. It is responsible for city council activities as well as legislative and promotional activities.				
<b>Funding</b>				
This department is funded primarily through the general fund. City promotional activities can be funded through dedicated hotel/motel tax funds.				



## Administration

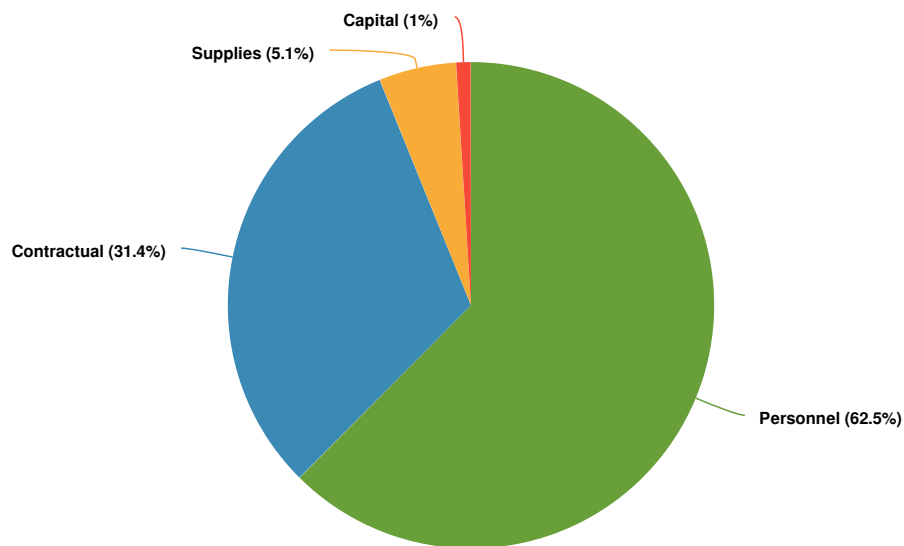
The Administration department consists of the City Manager, the City Secretary, Finance Director and the Utility Billing Specialist.

### Expenditures Summary

**\$508,523** **\$508,523**  
(% vs. prior year)

### Expenditures by Expense Type

#### Budgeted Expenditures by Expense Type



## Administrative Expenses

Administrative Expenses 1-110		Budgeted	YTD '22-23'	Proposed
Code	Category	FY '22-'23	(9 mons)	FY '23-'24
01-110.5101	Regular Salaries	\$ 57,782	\$ 45,194	\$ 237,361
01-110.5102	Overtime	\$ 3,000	\$ -	\$ 3,000
01-110.5104	Honorariums/ Longevity	\$ 2,000	\$ 800	\$ 3,000
01-110.5105	Unemployment Compensation	\$ 278	\$ 10	\$ 278
01-110.5107	Social Security	\$ 3,707	\$ 2,716	\$ 14,924
01-110.5108	Medicare	\$ 867	\$ 635	\$ 3,485
01-110.5109	Workmen's Compensation	\$ 234	\$ 496	\$ 686
01-110.5111	TMRS	\$ 3,810	\$ 2,871	\$ 14,962
01-110.5113	Insurance - Group Medical	\$ 10,333	\$ 7,655	\$ 39,965
01-110.5203	Public Relations	\$ 150	\$ 35	\$ 150
01-110.5205	Materials & Supplies - Office	\$ 3,000	\$ 2,910	\$ 3,000
01-110.5207	Postage	\$ 850	\$ 466	\$ 850
01-110.5210	Cell Phone Reimbursement	\$ 1,440	\$ 1,240	\$ 1,440
01-110.5220	Travel	\$ 3,100	\$ 4,054	\$ 6,500
01-110.5235	Operations Materials & Supplies	\$ 2,075	\$ 192	\$ 2,075
01-110.5237	Vehicle Fuel		\$ -	\$ 1,000
01-110.5240	Miscellaneous Expense	\$ 2,950	\$ 1,355	\$ 11,050
01-110.5297	Texas Social Security Program Fee	\$ 35	\$ 42	\$ 42
01-110.5303	Utilities - Telephone, Internet, Electric	\$ 8,845	\$ 17,460	\$ 23,980
01-110.5309	Bank Fees	\$ 1,200	\$ 800	\$ 1,200
01-110.5313	Professional Development	\$ 4,475	\$ 3,904	\$ 8,500
01-110.5337	Maintenance & Repair - Vehicle		\$ -	\$ 1,500
01-110.5343	Maintenance & Repair - Equipment	\$ 450	\$ 132	\$ 450
01-110.5353	Physical Plant Maint,Repairs & Improvements	\$ 13,385	\$ 23,782	\$ 43,000
01-110.5357	Landscaping - City Hall and Round A Bout		\$ 5,478	\$ 9,850
01-110.5364	Insurance - Bonds & Miscellaneous	\$ 156	\$ 156	\$ 156
01-110.5365	Insurance - Physical Plant	\$ 754	\$ 754	\$ 1,502
01-110.5366	Insurance - General Liability	\$ 348	\$ 348	\$ 367
01-110.5375	Special Services	\$ 44,250	\$22,161	\$ 44,250
01-110.5386	Software/Software Support	\$ 9,748	\$ 11,022	\$ 25,000
01-110.5465	Computer System/Office Equipment	\$ 6,820	\$ 4,641	\$ 5,000
<b>Total Administration Expenses</b>		<b>\$ 186,042</b>	<b>\$ 161,307</b>	<b>\$ 508,523</b>
<b>Description</b>				
This department consists of the City Manager, City Secretary, Finance Director, and Utility Billing Specialist				
Administrative Support provided to all departments.				
<b>Funding</b>				
This department is funded through the general fund				



# Library

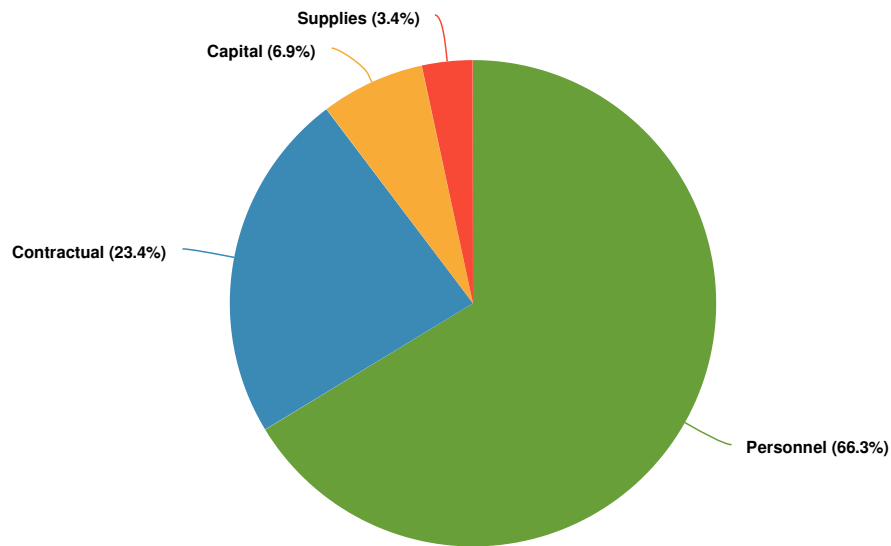
The Mission of the Daingerfield Public Library is to link the community to a world of information in a variety of formats to educate, inspire, and entertain, with excellent customer service in a welcoming environment that promotes lifelong learning and the continuation of our nation's unique intellectual freedom.

## Expenditures Summary

**\$58,708** **\$58,708**  
(% vs. prior year)

## Expenditures by Expense Type

### Budgeted Expenditures by Expense Type



## Library Expenses

Library Expenses 1-120		Budgeted	YTD '22-23'	Proposed
Code	Category	FY '22-'23	(9 mons)	FY '23-'24
01-120.5101	Regular Salaries	\$ 35,012	\$ 21,443	\$ 23,796
01-120.5102	Overtime	\$ -	\$ -	\$ -
01-120.5103	Special/Temporary/Contract Salaries	\$ 1,500	\$ 969	\$ 1,500
01-120.5104	Honorariums/Longevity	\$ -	\$ -	\$ -
01-120.5105	Unemployment Compensation	\$ 356	\$ 11	\$ 252
01-120.5107	Social Security	\$ 2,171	\$ 1,279	\$ 1,475
01-120.5108	Medicare	\$ 508	\$ 299	\$ 345
01-120.5109	Workmen's Compensation	\$ 143	\$ 230	\$ 97
01-120.5111	TMRS	\$ 1,949	\$ 1,246	\$ 1,481
01-120.5113	Insurance - Group Medical	\$ 9,395	\$ 5,762	\$ 9,991
01-120.5203	Public Relations	\$ 50	\$ 35	\$ 35
01-120.5205	Materials & Supplies - Office	\$ 600	\$ 380	\$ 500
01-120.5207	Postage	\$ 20	\$ -	\$ -
01-120.5220	Travel	\$ 100	\$ -	\$ 100
01-120.5235	Materials & Supplies - Operations	\$ 4,025	\$ 3,479	\$ 1,200
01-120.5240	Miscellaneous Expense	\$ -	\$ -	\$ 150
01-120.5303	Utilities - Telephone, Internet, Electric	\$ 4,900	\$ 3,448	\$ 4,000
01-120.5313	Professional Development	\$ 200	\$ 124	\$ 200
01-120.5343	Maintenance & Repair - Equipment	\$ 1,100	\$ 599	\$ 720
01-120.5353	Physical Plant Maint,Repairs & Improvements	\$ 7,550	\$ 1,807	\$ 2,500
01-120.5364	Insurance - Bonds & Miscellaneous	\$ 52	\$ 52	\$ 52
01-120.5365	Insurance - Physical Plant	\$ 1,280	\$ 1,280	\$ 1,280
01-120.5366	Insurance - General Liability	\$ 183	\$ 183	\$ 183
01-120.5386	Software/Software Support	\$ 2,477	\$ 2,346	\$ 4,800
01-120.5443	Books - Summer Reading Program	\$ 1,065	\$ -	\$ 500
01-120.5444	Books & Magazines	\$ 7,500	\$ 6,927	\$ 3,000
01-120.5465	Computer System/Office Equipment	\$ 2,450	\$ 580	\$ 550
<b>Total Library Expenses</b>		<b>\$ 84,585</b>	<b>\$ 52,479</b>	<b>\$ 58,708</b>
<b>Description</b>				
This department is administered by the Librarian under the direction of the City Manager. The department is responsible for the operation and maintenance of the public library.				
<b>Funding</b>				
This department is funded primarily through the general fund with supplemental assistance through patron donations and fines.				





## Judicial

The Municipal Court provides lawful notice to those individuals receiving a citation from the Daingerfield Police Department, guarantees due process is followed and serves the citizens of Daingerfield by ensuring proper justice is served.

### DESCRIPTION

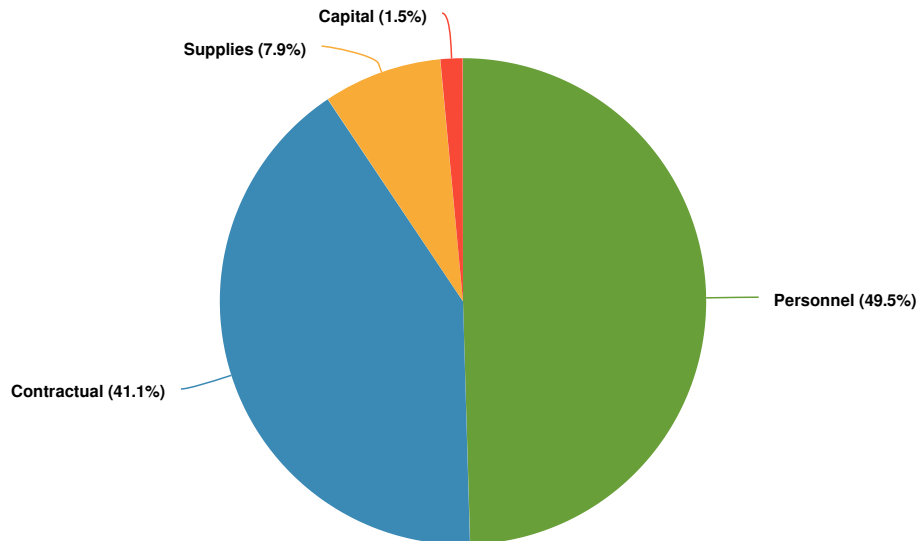
- Review citations issued; issue arrest warrants when necessary; turn violators into collection service if necessary
- Provide outstanding customer service by being polite and professional
- Maintain education the latest changes in laws, procedures, and regulations

## Expenditures Summary

**\$67,065** **\$67,065**  
(% vs. prior year)

## Expenditures by Expense Type

### Budgeted Expenditures by Expense Type



## Judicial Expenses

Judicial Expenses 1-201		Budgeted	YTD '22-23'	Proposed
Code	Category	FY '22-'23	(9 mons)	FY '23-'24
01-201.5101	Regular Salaries	\$ 27,265	\$ 21,499	\$ 24,263
01-201.5102	Overtime	\$ -	\$ -	\$ -
01-201.5103	Special/Temporary/Contract Salaries	\$ -	\$ -	\$ -
01-201.5104	Honorariums/Longevity	\$ -	\$ 150	\$ 250
01-201.5105	Unemployment Compensation	\$ 319	\$ 10	\$ 294
01-201.5107	Social Security	\$ 1,690	\$ 1,277	\$ 1,489
01-201.5108	Medicare	\$ 395	\$ 299	\$ 348
01-201.5109	Workmen's Compensation	\$ 162	\$ 87	\$ 162
01-201.5111	TMRS	\$ 1,361	\$ 1,079	\$ 1,421
01-201.5113	Insurance - Group Medical	\$ 5,637	\$ 4,175	\$ 4,996
01-201.5205	Materials & Supplies - Office	\$ 500	\$ 461	\$ 500
01-201.5207	Postage	\$ 150	\$ -	\$ 150
01-201.5220	Travel	\$ 500	\$ 1,095	\$ 3,137
01-201.5235	Materials & Supplies - Operations	\$ 1,300	\$ 62	\$ 1,300
01-201.5240	Miscellaneous Expense	\$ -	\$ -	\$ 200
01-201.5301	Publishing/Printing	\$ 100	\$ 5	\$ 747
01-201.5302	Internet	\$ 400	\$ 413	\$ -
01-201.5303	Telephone	\$ 715	\$ 548	\$ -
01-201.5305	Electricity	\$ 1,250	\$ 1,726	\$ -
01-201.5313	Professional Development	\$ 1,000	\$ 905	\$ 1,355
01-201.5343	Maintenance & Repair - Equipment	\$ 100	\$ -	\$ 100
01-201.5353	Maintenance & Repair - Physical Plant	\$ 3,795	\$ 3,591	\$ -
01-201.5364	Insurance - Bonds & Miscellaneous	\$ 52	\$ 52	\$ 52
01-201.5365	Insurance - Physical Plant	\$ 545	\$ 708	\$ 708
01-201.5366	Insurance - General Liability	\$ 183	\$ 183	\$ 193
01-201.5375	Special Services - Jail, Legal	\$ 5,500	\$ 2,820	\$ 5,500
01-201.5383	Collection Fees	\$ 6,000	\$ 1,412	\$ 6,000
01-201.5386	Software/Software Support	\$ 7,261	\$ 7,135	\$ 12,900
01-201.5465	Computer System/Office Equipment	\$ 1,690	\$ 1,122	\$ 1,000
<b>Total Judicial Expenses</b>		<b>\$ 67,871</b>	<b>\$ 50,812</b>	<b>\$ 67,065</b>
<b>Description</b>				
This department is administered by the Municipal Judge with the assistance of the Municipal Court Clerk. This department is responsible for administration of the municipal court system, including maintaining information regarding Class "C" misdemeanor violations and offenses committed within the jurisdiction of the City of Daingerfield, levying and collecting fines, scheduling municipal court dockets, recording court proceedings, and insuring the disposition of writs and arrest orders of the court.				
<b>Funding</b>				
This department is funded primarily through the general fund. Additional funding is received through a court security fee and court technology fee assessed with all convictions.				



## Police Department

The Daingerfield Police Department provides twenty-four hour police service within the city limits of Daingerfield, Texas. The men and women of our department are devoted to serving the needs of our community. We strive to ensure that Daingerfield, Texas remains a safe and comfortable place in which to live, work, raise a family, or visit.

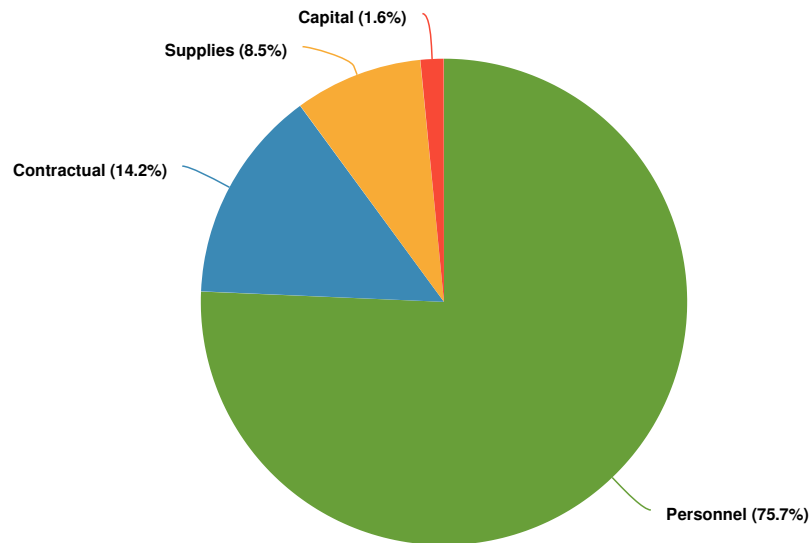
The Daingerfield Police Department is committed to maintaining strong partnerships within the private and business communities. We believe that shared goals and active cooperation between the community and the police are our strongest tools against crime.

### Expenditures Summary

**\$642,300** **\$642,300**  
(% vs. prior year)

### Expenditures by Expense Type

Budgeted Expenditures by Expense Type



## Police Expenses

Police Expenses 1-202				
		Budgeted	YTD '22-23'	Proposed
Code	Category	FY '22-'23	(9 mons)	FY '23-'24
01-202.5101	Regular Salaries	\$ 313,386	\$ 232,514	\$ 333,042
01-202.5102	Overtime	\$ -	\$ -	\$ 13,000
01-202.5103	Special/Temporary/Contract Salaries	\$ -	\$ -	\$ -
01-202.5104	Honorariums/Longevity	\$ 6,500	\$ 6,500	\$ 6,500
01-202.5105	Unemployment Compensation	\$ 1,638	\$ 66	\$ 1,638
01-202.5107	Social Security	\$ 19,833	\$ 14,462	\$ 21,439
01-202.5108	Medicare	\$ 4,638	\$ 3,382	\$ 5,245
01-202.5109	Workmen's Compensation	\$ 11,562	\$ 11,649	\$ 19,157
01-202.5111	TMRS	\$ 20,421	\$ 15,104	\$ 21,152
01-202.5113	Insurance - Group Medical	\$ 61,065	\$ 42,647	\$ 64,942
01-202.5205	Materials & Supplies - Office	\$ 1,550	\$ 2,036	\$ 2,500
01-202.5207	Postage	\$ 750	\$ 984	\$ 750
01-202.5210	Cell Phone Reimbursement	\$ 3,480	\$ 2,760	\$ 3,120
01-202.5213	Uniforms	\$ 2,500	\$ 2,852	\$ 6,250
01-202.5220	Travel	\$ 250	\$ 1,419	\$ 3,000
01-202.5235	Materials & Supplies - Operations	\$ 5,950	\$ 3,456	\$ 20,200
01-202.5237	Vehicle Fuel	\$ 18,375	\$ 12,303	\$ 18,375
01-202.5240	Miscellaneous Expense	\$ 500	\$ 597	\$ 500
01-202.5301	Publishing- Printing	\$ 750	\$ 734	\$ -
01-202.5303	Utilities	\$ 5,915	\$ 4,539	
01-202.5313	Professional Development	\$ 2,500	\$ 1,356	\$ 3,000
01-202.5314	LEOSE Fund	\$ 800	\$ 504	\$ 800
01-202.5330	Lease Vehicles	\$ 12,910	\$ -	\$ 43,886
01-202.5337	Maintenance & Repair - Vehicle	\$ 12,500	\$ 3,157	\$ 12,500
01-202.5343	Maintenance & Repair - Equipment	\$ 800	\$ 531	\$ 800
01-202.5352	Medical -Physicals	\$ 100	\$ -	\$ 1,000
01-202.5353	Maint and Repairs - Physical Plant	\$ 4,295	\$ 3,591	\$ -
01-202.5364	Insurance - Bonds & Miscellaneous	\$ 52	\$ 52	\$ 52
01-202.5365	Insurance - Physical Plant & Liability	\$ 546	\$ 546	\$ 546
01-202.5366	Insurance - General Liability	\$ 385	\$ 385	\$ 446
01-202.5367	Insurance - Vehicle	\$ 4,729	\$ 5,824	\$ 8,785
01-202.5368	Insurance - Law Enforcement Liability	\$ 5,196	\$ 5,196	\$ 5,676
01-202.5375	Special Services - Legal	\$ 2,000	\$ -	\$ 2,000
01-202.5386	Software/Software Support	\$ 10,136	\$ 15,051	\$ 12,000
01-202.5439	Vehicle	\$ 36,285	\$ -	\$ -
01-202.5465	Computer System/Software	\$ 5,240	\$ 4,414	\$ 5,000
01-202.5409	Equipment - Operations	\$ 5,000	\$ 2,445	\$ 5,000
<b>Total Police Expenses</b>		<b>\$ 582,537</b>	<b>\$ 401,054</b>	<b>\$ 642,300</b>
<b>Description</b>				
This department is administered by the Chief of Police and provides general police administration, including patrol and traffic functions, enforcement of City ordinances and State and Federal laws, criminal investigations, community relations, crime prevention, reserve officer program and code enforcement.				
<b>Funding</b>				
This department is funded primarily through the general fund. Additional funding is received through a court security fee and court technology fee assessed with all convictions.				



## Code Enforcement

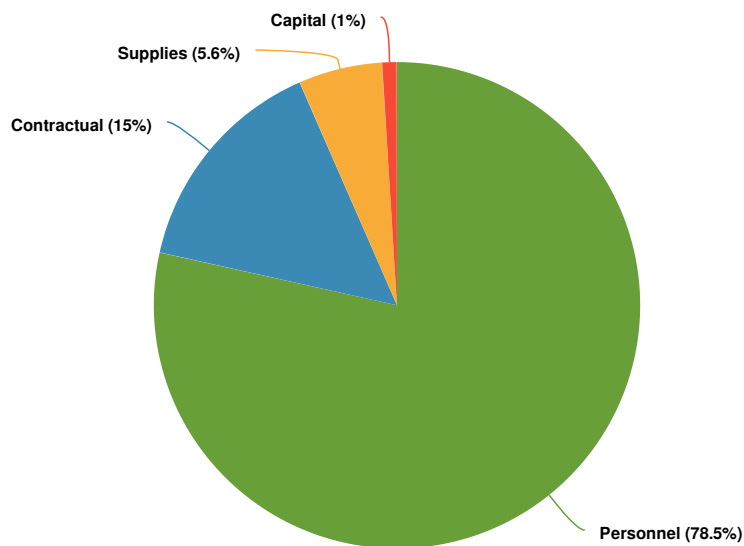
The Code Compliance and Permitting Department monitors the orderly growth of the City and fosters compliance with the City's development standards, codes, and ordinances.

### Expenditures Summary

**\$102,986** **\$102,986**  
(% vs. prior year)

### Expenditures by Expense Type

Budgeted Expenditures by Expense Type



## Code Expenses

Code Expenses 1-203		Budgeted	YTD '22-23"	Proposed
Code	Category	FY '22-'23	(9 mons)	FY '23-'24
01-203.5101	Regular Salaries	\$ 5,000	\$ 4,180	\$ 45,593
01-203.5102	Overtime	\$ -	\$ -	\$ -
01-203.5103	Special/Temporary/Contract Salaries	\$ 7,000	\$ 11,950	\$ 18,420
01-203.5105	Unemployment Compensation	\$ 140	\$ 4	\$ 456
01-203.5107	Social Security	\$ 310	\$ 259.11	\$ 2,827
01-203.5108	Medicare	\$ 73	\$ 61	\$ 661
01-203.5109	Workmen's Compensation	\$ 217	\$ 304	\$ 397
01-203.5111	TMRS			\$ 2,491
01-203.5113	Insurance - Group Medical			\$ 9,991
01-203.5207	Postage	\$ -	\$ -	\$ 1,500
01-203.5213	Uniforms			\$ 500
01-203.5220	Travel		\$ -	\$ 500
01-203.5235	Operations Materials & Supplies	\$ 500	\$ 512	\$ 850
01-203.5237	Vehicle Fuel		\$ -	\$ 2,400
01-203.5303	Utilities			\$ 480
01-203.5313	Professional Development		\$ -	\$ 500
01-203.5365	Ins - Property and Liability	\$ 160	\$ 160	\$ 160
01-203.5375	Special Services - Properties	\$ 500	\$ 69	\$ 500
01-203.5386	Software/Software Support	\$ 1,499	\$ 1,501	\$ 3,760
01-203.5391	Nuisance Abatement - Properties	\$ 5,000	\$ -	\$ 10,000
01-203.5409	Equipment - Operations - Properties	\$ 1,000	\$ -	\$ 1,000
<b>Total Code Enforcement Expenses</b>		<b>\$ 21,399</b>	<b>\$ 19,000</b>	<b>\$ 102,986</b>
This department is administered by the City Manager and enforced by the Chief of Police and Police Dept. and is responsible for the enforcement of the City's various animal, building, construction, health, plumbing and safety codes and ordinances.				
<b>Funding</b>				
This department is funded through the general fund.				



# Fire Department

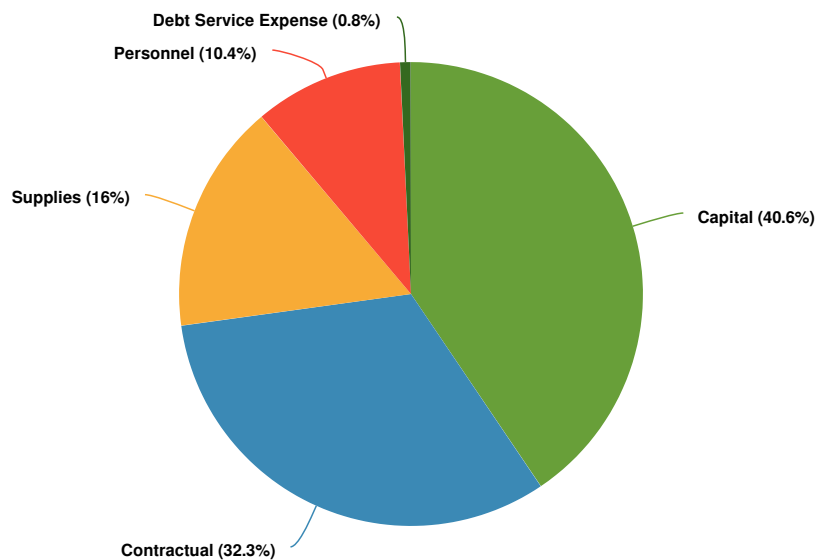
The Daingerfield Volunteer Fire Department is devoted to protecting the lives and property of our community, visitors and neighbors by providing professional emergency services with absolute compassion and the most honorable integrity.

## Expenditures Summary

**\$196,289** **\$196,289**  
(% vs. prior year)

## Expenditures by Expense Type

### Budgeted Expenditures by Expense Type





## Fire Department Expenses

Fire Department Expenses 1-204				
		Budgeted	YTD '22-'23'	Proposed
Code	Category	FY '22-'23	(9 mons)	FY '23-'24
01-204.5101	Regular Salaries	\$ 2,292	\$ 1,289	\$ 1,719
01-204.5104	Honorariums	\$ 500	\$ 414	\$ 500
01-204.5105	Unemployment Compensation	\$ 64	\$ 1	\$ 48
01-204.5107	Social Security	\$ 142	\$ 80	\$ 107
01-204.5108	Medicare	\$ 33	\$ 19	\$ 25
01-204.5109	Workmen's Compensation	\$ 1,300	\$ 1,387	\$ 3,001
01-204.5117	State Pension Fund	\$ 11,130	\$ 7,500	\$ 15,000
01-204.5203	Public Relations	\$ 100	\$ -	\$ 100
01-204.5205	Materials & Supplies - Office	\$ 100	\$ 87	\$ 100
01-204.5213	Uniforms	\$ 15,000	\$ 28,890	\$ 18,000
01-204.5220	Travel	\$ 400	\$ 1,035	\$ 500
01-204.5235	Materials & Supplies - Operations	\$ 2,400	\$ 1,824	\$ 7,600
01-204.5237	Vehicle Fuel	\$ 7,000	\$ 2,279	\$ 5,000
01-204.5240	Miscellaneous Expense		\$ -	\$ 150
01-204.5303	Utilities - Telephone, Internet, Electric, Gas	\$ 7,640	\$ 8,996	\$ 12,500
01-204.5313	Professional Development	\$ 5,000	\$ 4,552	\$ 5,000
01-204.5330	Lease Vehicles		\$ -	\$ 14,689
01-204.5337	Maintenance & Repair - Vehicle	\$ 5,000	\$ 4,286	\$ 7,000
01-204.5343	Maintenance & Repair - Equipment	\$ 3,750	\$ 1,467	\$ 3,900
01-204.5350	Ice Machine Rental	\$ 936	\$ 780	\$ 936
01-204.5353	Physical Plant Maint.Repairs & Improvement	\$ 5,000	\$ 4,166	\$ 5,000
01-204.5364	Insurance Misc. Bonds	\$ 52	\$ 52	\$ 52
01-204.5365	Insurance - Physical Plant & Liability	\$ 841	\$ 841	\$ 841
01-204.5366	Insurance - General Liability	\$ 147	\$ 147	\$ 155
01-204.5367	Insurance - Vehicle	\$ 3,843	\$ 3,843	\$ 4,517
01-204.5386	Software/Software Support	\$ 6,499	\$ 5,828	\$ 8,759
01-204.5409	Equipment - Operations	\$ 19,500	\$ 24,387	\$ 14,500
01-204.5439	Fire Truck-Principal- Current & New Truck	\$ 41,666	\$ 41,666	\$ 43,104
01-204.5499	Matching City Funds for Grant- New Truck	\$ 40,000	\$ -	\$ 22,000
01-204.5508	Debt Service Interest Fire Truck	\$ 2,925	\$ 2,926	\$ 1,487
<b>Total Fire Department Expenses</b>		<b>\$ 183,260</b>	<b>\$ 148,741</b>	<b>\$ 196,289</b>
<b>Description</b>				
This department is administered by the Fire Chief and provides fire protection services and other emergency related services within the corporate limits of the City of Daingerfield as well as Morris County. The department maintains mutual aid agreements with all other fire departments within Morris County as well as with the Cities of Hughes Springs, Mt. Pleasant, and Pittsburg. The department is staffed with an average of 21 volunteers.				
<b>Funding</b>				
This department is funded through the general fund with an \$12,210.00 subsidy from Morris County. The volunteers purchase additional equipment out of their own funds generated through fundraisers and donations.				





# Animal Shelter



To control and contain stray animals within the city limits through enforcement of City ordinances.

## DESCRIPTION

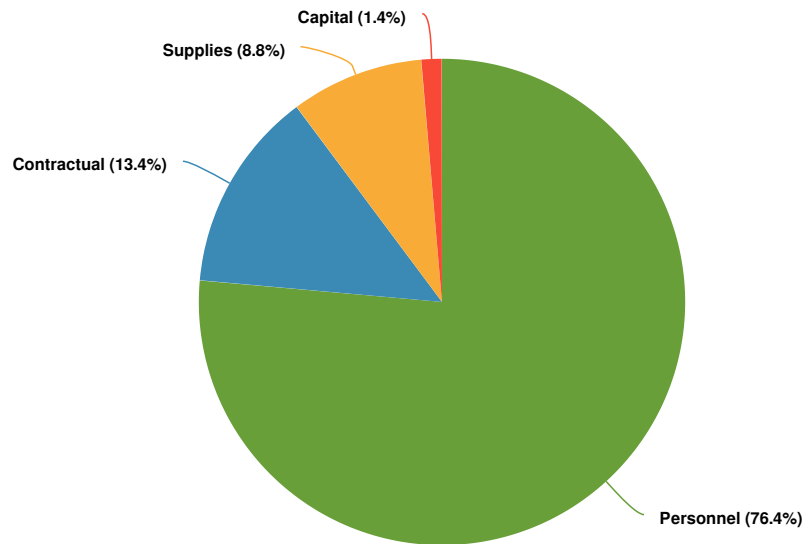
- Provide pickup and transport of stray animals within the city limits
- Follow through on all animal bite reports and ensure that animal owners follow state quarantine laws.
- Complete and maintain information for reporting to City management and state agencies
- Provide information for prosecution of cases involving cruelty of animals

## Expenditures Summary

**\$151,133** **\$151,133**  
(% vs. prior year)

## Expenditures by Expense Type

### Budgeted Expenditures by Expense Type



## Animal Shelter Expenses

Animal Shelter Expenses 1-205				
		Budgeted	YTD '22-'23'	Proposed
Code	Category	FY '22-'23	(9 mons)	FY '23-'24
01-205.5101	Regular Salaries	\$ 72,887	\$ 58,992	\$ 76,384
01-205.5102	Overtime	\$ -	\$ -	\$ 1,000
01-205.5104	Honorariums/Longevity	\$ 2,250	\$ 2,250	\$ 2,500
01-205.5105	Unemployment Compensation	\$ 942	\$ 32	\$ 1,008
01-205.5107	Social Security	\$ 4,658	\$ 3,645	\$ 4,829
01-205.5108	Medicare	\$ 1,089	\$ 852	\$ 1,129
01-205.5109	Workmen's Compensation	\$ 108	\$ 196	\$ 4,921
01-205.5111	TMRS	\$ 3,709	\$ 2,947	\$ 3,742
01-205.5113	Group Health Insurance	\$ 18,789	\$ 14,256	\$ 19,982
01-205.5205	Materials & Supplies - Office	\$ 200	\$ 56	\$ 200
01-205.5207	Postage	\$ 100	\$ -	\$ -
01-205.5213	Uniforms	\$ -	\$ -	\$ 200
01-205.5220	Travel	\$ 500	\$ -	\$ 300
01-205.5235	Operations Materials & Supplies	\$ 10,400	\$ 7,402	\$ 12,000
01-205.5237	Vehicle Fuel	\$ 500	\$ 242	\$ 500
01-205.5240	Miscellaneous Expense	\$ -	\$ -	\$ 150
01-205.5303	Utilities - Telephone, Internet, Electric	\$ 7,500	\$ 7,880	\$ 8,500
01-205.5313	Professional Development	\$ 250	\$ 440	\$ 550
01-205.5337	Maint. & Repair - Vehicle	\$ 250	\$ -	\$ 250
01-205.5343	Maint. & Repair Equip.	\$ 250	\$ 283	\$ 250
01-205.5353	Physical Plant Maint,Repairs & Improvements	\$ 1,500	\$ 2,768	\$ 2,500
01-205.5364	Insurance - Bonds & Miscellaneous	\$ 52	\$ 52	\$ 52
01-205.5365	Insurance - Physical Plant	\$ 377	\$ 377	\$ 377
01-205.5375	Special Services - Animals	\$ 1,750	\$ -	\$ 500
01-205.5386	Software/Software Support	\$ 1,499	\$ 1,195	\$ 3,759
01-205.5392	Nuisance Abatement - Animals	\$ 3,500	\$ 1,903	\$ 3,500
01-205.5409	Equipment - Operations	\$ 2,500	\$ 1,044	\$ 1,500
01-205.5465	Computer System/Office Equipment	\$ 550	\$ 415	\$ 550
<b>Total Animal Shelter Expenses</b>		<b>\$ 136,111</b>	<b>\$ 107,229</b>	<b>\$ 151,133</b>
This department is administered by the Animal Shelter Director under the direction of the City Manager. The department is responsible for the operation and maintenance of the Municipal Animal Shelter, including the daily care and feeding of all shelter animals, contacting rescue groups, attending adoption events, and promoting the health and welfare of all animals in the community.				
<b>Funding</b> This department is funded through the general fund.				



## Street Department

The streets and department works to ensure safe and direct passage for vehicles and pedestrians on all streets within the city limits.

### DESCRIPTION

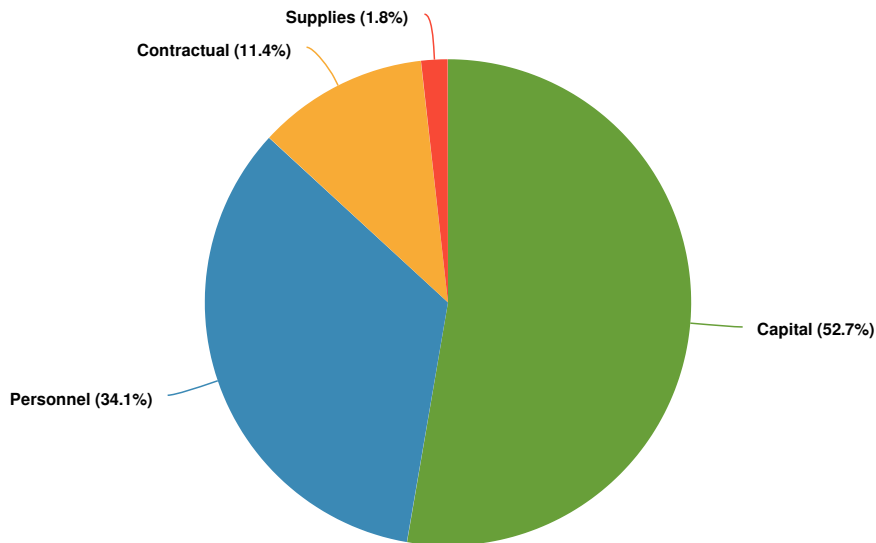
- Street and alley repair
- Pothole repair
- Maintain drainage channels to ensure adequate flow of storm water
- Inspect and clean drainage channels of debris
- Removal of obstructions from drainage culverts
- Maintenance of storm sewers

## Expenditures Summary

**\$955,149** **\$955,149**  
(% vs. prior year)

## Expenditures by Expense Type

### Budgeted Expenditures by Expense Type



## Street Expenses

Street Expenses 1-301				
		Budgeted	YTD'22-23'	Proposed
Code	Category	FY '22-'23	(9 mons)	FY '23-'24
01-301.5101	Regular Salaries/On Call	\$ 117,360	\$ 94,483	\$ 217,356
01-301.5102	Overtime	\$ -	\$ -	\$ 5,000
01-301.5103	Special/Temporary/Contract Salaries	\$ -	\$ -	\$ 5,000
01-301.5104	Honorariums/Longevity		\$ 225	\$ 3,500
01-301.5105	Unemployment Compensation	\$ 941	\$ 30	\$ 1,904
01-301.5107	Social Security	\$ 7,276	\$ 4,283	\$ 13,786
01-301.5108	Medicare	\$ 1,702	\$ 1,002	\$ 3,224
01-301.5109	Workmen's Compensation	\$ 2,620	\$ 2,707	\$ 13,497
01-301.5111	TMRS	\$ 6,899	\$ 4,873	\$ 12,845
01-301.5113	Insurance - Group Medical	\$ 23,221	\$ 15,857	\$ 49,956
01-301.5205	Materials & Supplies - Office	\$ 500	\$ 546	\$ 500
01-301.5210	Cell Phone Reimbursement	\$ 2,400	\$ 2,400	\$ -
01-301.5213	Uniforms	\$ 1,000	\$ 613	\$ 2,100
01-301.5220	Travel	\$ 100	\$ -	\$ 100
01-301.5235	Materials & Supplies - Operations	\$ 6,100	\$ 7,021	\$ 8,000
01-301.5237	Vehicle Fuel	\$ 8,820	\$ 11,083	\$ 5,000
01-301.5240	Miscellaneous Expense	\$ 1,000	\$ 308	\$ 1,000
01-301.5257	Materials & Supplies - Round-A-Bout	\$ 250	\$ 748	\$ 250
01-301.5301	Publishing-Printing	\$ 100	\$ 746	\$ -
01-301.5303	Utilities - Telephone, Internet, Electric	\$ 4,735	\$ 3,843	\$ 5,124
01-301.5306	Utilities - Street Lighting	\$ 48,500	\$ 46,134	\$ 61,512
01-301.5313	Professional Development	\$ 500	\$ 179	\$ 500
01-301.5330	Lease Vehicles	\$ 12,169	\$ 8,144	\$ 12,169
01-301.5337	Maintenance & Repair - Vehicle	\$ 2,500	\$ 2,047	\$ 2,500
01-301.5343	Maintenance & Repair - Equipment	\$ 8,750	\$ 14,466	\$ 9,000
01-301.5350	Ice Machine Rental	\$ 208	\$ 173	\$ 208
01-301.5353	Physical Plant Maint,Repairs & Improvements	\$ 1,800	\$ 708	\$ 1,800
01-301.5357	Landscaping	\$ 9,850	\$ 6,243	\$ -
01-301.5362	Insurance - Mobile Equipment	\$ 420	\$ 434	\$ 455
01-301.5365	Insurance - Physical Plant & Liability	\$ 389	\$ 389	\$ 389
01-301.5366	Insurance - General Liability	\$ 183	\$ 183	\$ 225
01-301.5367	Insurance - Vehicle	\$ 1,774	\$ 1,774	\$ 3,969
01-301.5375	Special Services	\$ 1,000		\$ 1,000
01-301.5381	Special Projects	\$ 7,500	\$ 910	\$ 5,500
01-301.5382	Special Expenses - Damage Reimburse.	\$ 500	\$ -	\$ 500
01-301.5386	Software/Software Support	\$ 2,499	\$ 2,610	\$ 3,800
01-301.5409	Equipment - Operations	\$ 5,750	\$ 6,345	\$ 11,750
01-301.5465	Computer System/Office Equipment	\$ -	\$ -	\$ -
01-301.5483	Street Improvements	\$ 460,500	\$ 218,320	\$ 460,900
01-301.5485	Sanitation Profit-Street Improvements	\$ 30,830	\$ 2,370	\$ 30,830
<b>Total Street Expenses</b>		<b>\$ 780,646</b>	<b>\$ 462,196</b>	<b>\$ 955,149</b>
<b>Description</b>				
This department is administered by the City Manager and provides routine maintenance of streets, street drainage, right-of-ways, street signage and markers.				
<b>Funding</b>				
This department is funded through the general fund.				



## Sanitation

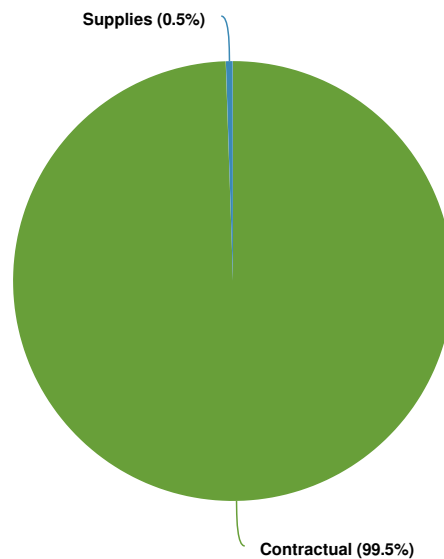
The Sanitation department provides for the collection and disposal of residential and commercial solid waste. This service is performed by Republic Services dba Allied Waste under contract with the City.

### Expenditures Summary

**\$371,813** **\$371,813**  
(% vs. prior year)

### Expenditures by Expense Type

#### Budgeted Expenditures by Expense Type



## Sanitation Expenses

Sanitation Expenses 1-401				
		Budgeted	YTD '22-'23	Proposed
Code	Category	FY '22-'23	(9 mons)	FY '23-'24
01-401.5101	Regular Salaries	\$ 20,838	\$ 17,863	\$ -
01-401.5105	Unemployment Compensation	\$ 101	\$ 4	\$ -
01-401.5107	Social Security	\$ 1,292	\$ 1,077	\$ -
01-401.5108	Medicare	\$ 302	\$ 252	\$ -
01-401.5109	Workmen's Comp	\$ 54	\$ 141	\$ -
01-401.5111	TMRS	\$ 1,334	\$ 1,146	\$ -
01-401.5113	Insurance-Group Medical	\$ 3,758	\$ 3,103	\$ -
01-401.5205	Materials & Supplies - Office	\$ 500	\$ 448	\$ 500
01-401.5207	Postage	\$ 1,400	\$ 1,460	\$ 1,400
01-401.5378	Special Services - Solid Waste Colle	\$ 320,000	\$ 285,183	\$ 360,060
01-401.5386	Software/Software Support	\$ 7,672	\$ 1,866	\$ 9,853
<b>Total Sanitation Expenses</b>		<b>\$ 357,251</b>	<b>\$ 288,958</b>	<b>\$ 371,813</b>
<b>Description</b>				
This department is administered by the City Manager and provides for the collection and disposal of residential and commercial solid waste. This service is performed by Republic Services dba Allied Waste under contract with the City.				
<b>Funding</b>				
This department is funded through user charges.				

# City Park

The Parks Department ensures that the citizens of Daingerfield have well maintained spaces to exercise, play, and do other activities to improve the quality of life.

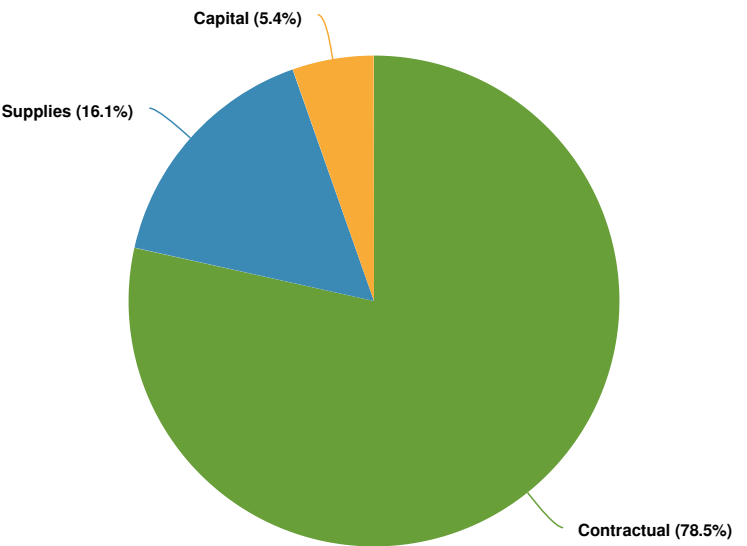
## Expenditures Summary

\$9,298

\$9,298  
(% vs. prior year)

## Expenditures by Expense Type

Budgeted Expenditures by Expense Type





## Park Expenses

Park 1-602				
		Budgeted	YTD '22-23	Proposed
Code	Category	FY '22-'23	(9 mons)	FY '23-'24
01-602.5225	Materials & Supplies - Beautification	\$ 1,000	\$ -	\$ 1,000
01-602.5240	Miscellaneous Expense	\$ 500	\$ -	\$ 500
01-602.5303	Utilities - Electricity	\$ 1,500	\$ 1,063	\$ 1,500
01-602.5343	Maintenance & Repair - Equipment	\$ 1,250	\$ 680	\$ 1,250
01-602.5353	Maintenance & Repair - Physical Plant	\$ 1,000	\$ 532	\$ 4,000
01-602.5365	Insurance - Physical Plant & Liability	\$ 548	\$ 548	\$ 548
01-602.5409	Equipment - Operations	\$ 500	\$ 424	\$ 500
<b>Total Park Expenses</b>		<b>\$ 6,298</b>	<b>\$ 3,248</b>	<b>\$ 9,298</b>
<b>Description</b>				
This department is administered by the City Manager and maintains a city park downtown.				
<b>Funding</b>				
This department is funded through general fund.				





## Water Department

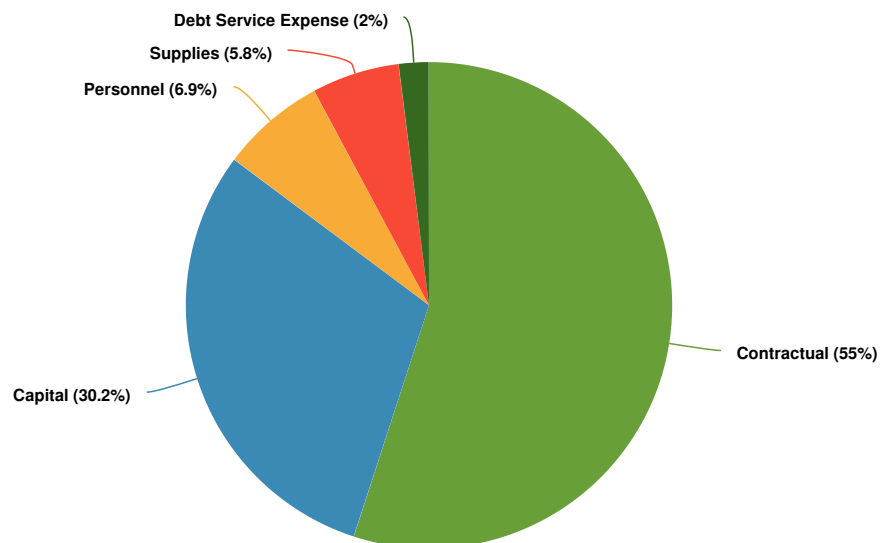
The Water Department's mission is to maintain the potable water supply of the City in compliance with TCEQ regulations, and rapidly respond to customer service calls and system leaks or major line breaks.

### Expenditures Summary

**\$799,771** **\$799,771**  
(% vs. prior year)

### Expenditures by Expense Type

#### Budgeted Expenditures by Expense Type



Water Distribution Expenses 2-601				
Code	Category	Budgeted FY '22-'23	YTD'22-'23' (9 mons)	Proposed FY '23-'24
02-601.5101	Regular Salaries/ On Call	\$ 143,232	\$ 132,491	\$ 36,470
02-601.5102	Overtime	\$ -	\$ -	\$ 1,500
02-601.5104	Honorariums/Longevity	\$ 1,000	\$ 1,450	\$ -
02-601.5105	Unemployment Compensation	\$ 948	\$ 57	\$ 252
02-601.5107	Social Security	\$ 8,942	\$ 10,950	\$ 2,475
02-601.5108	Medicare	\$ 2,091	\$ 2,561	\$ 579
02-601.5109	Workmen's Compensation	\$ 2,620	\$ 2,707	\$ 1,709
02-601.5111	TMRS	\$ 8,939	\$ 9,537	\$ 2,552
02-601.5113	Insurance - Group Medical	\$ 28,865	\$ 31,211	\$ 9,991
02-601.5205	Materials & Supplies - Office	\$ 750	\$ 1,024	\$ 750
02-601.5207	Postage	\$ 2,750	\$ 1,472	\$ 2,750
02-601.5213	Uniforms	\$ 1,000	\$ 423	\$ 800
02-601.5220	Travel	\$ 800	\$ 426	\$ 800
02-601.5235	Materials & Supplies - Operations	\$ 21,350	\$ 27,421	\$ 30,000
02-601.5236	Chemicals	\$ -	\$ -	\$ 3,500
02-601.5237	Vehicle Fuel	\$ 8,820	\$ 10,896	\$ 5,000
02-601.5254	Compliance Testing	\$ 3,000	\$ 2,107	\$ 3,000
02-601.5301	Publishing-Printing	\$ 500	\$ 446	\$ -
02-601.5303	Utilities - Telephone, Internet, Electric, Gas	\$ 26,720	\$ 19,084	\$ 26,720
02-601.5313	Professional Development	\$ 1,000	\$ 549	\$ 1,000
02-601.5330	Lease Vehicles	\$ 12,169	\$ 8,144	\$ 12,169
02-601.5337	Maintenance & Repair - Vehicle	\$ 2,500	\$ 2,098	\$ 2,500
02-601.5340	Clay Valve Preventive Maintenance	\$ 3,000	\$ 2,936	\$ 3,000
02-601.5343	Maintenance & Repair - Equipment	\$ 5,500	\$ 9,253	\$ 5,500
02-601.5350	Ice Machine Rental	\$ 208	\$ 173	\$ 208
02-601.5352	Medical Services	\$ 500	\$ 180	\$ 250
02-601.5353	Physical Plant Maint,Repairs & Improvements	\$ 3,000	\$ 16,453	\$ 9,000
02-601.5362	Insurance - Mobile Equipment	\$ 420	\$ 434	\$ 455
02-601.5363	Insurance - Public Officials Liability	\$ 1,196	\$ 1,196	\$ 1,260
02-601.5365	Insurance - Physical Plant & Liability	\$ 2,405	\$ 2,405	\$ 2,405
02-601.5366	Insurance - General Liability	\$ 201	\$ 201	\$ 225
02-601.5367	Insurance - Vehicle	\$ 2,512	\$ 2,512	\$ 3,969
02-601.5376	Pipeline R-O-W Rental	\$ 250	\$ -	\$ 250
02-601.5375	Special Services - TCEQ Water System Fee	\$ 2,758	\$ 3,305	\$ 3,305
02-601.5386	Software/Software Support	\$ 10,509	\$ 3,849	\$ 12,740
02-601.5395	Treated Water Purchase	\$ 193,000	\$ 148,031	\$ 342,000
02-601.5396	Water Tank Maintenance	\$ 5,050	\$ -	\$ 5,050
02-601.5397	Hydrant Repair/Replacement	\$ 8,000	\$ -	\$ 8,000
02-601.5409	Equipment - Operations	\$ 20,500	\$ 15,189	\$ 20,500
02-601.5423	Distribution Meters/Valves/Hardware	\$ 2,500		\$ 27,747
02-601.5457	Improvements - Valve Installations	\$ 2,500	\$ 44,375	\$ 40,253
02-601.5460	Line Extensions	\$ 2,500	\$ -	\$ 2,500
02-601.5465	Computer System/Software	\$ 550	\$ -	\$ 1,500
02-601.5491	Electronic Water Meters-Principal	\$ 31,273	\$ 31,273	\$ 33,600
02-601.5493	C.O.B Annual Payment			\$ 115,550
02-601.5508	Debt Service Interest-Elec Water Meters	\$ 18,314	\$ 18,314	\$ 15,987
02-601.5509	Depreciation	\$ 80,000	\$ 80,000	\$ -
<b>Total Water Distribution Expenses</b>		<b>\$ 674,643</b>	<b>\$ 645,135</b>	<b>\$ 799,771</b>
<b>Description</b>				
This department is administered by the City Manager and provides the distribution of treated water for residential, commercial, industrial and fire protection uses. Includes routine maintenance and operation of pumps, storage tanks, distribution lines, meters and hydrants. The department also reads meters, checks for leaks and low pressure.				
<b>Funding</b>				
This department is funded through user charges.				

## Sewer Department

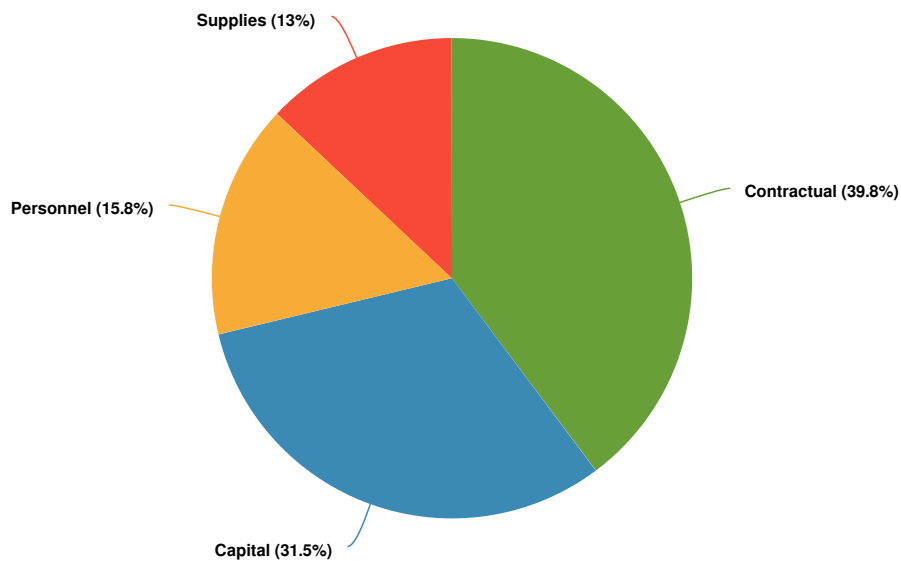
The Wastewater Department is charged with providing an efficient wastewater collection system to protect the public health, safety, and water quality of the community.

### Expenditures Summary

**\$371,902** **\$371,902**  
(% vs. prior year)

### Expenditures by Expense Type

#### Budgeted Expenditures by Expense Type



## Sewer Expenses

Sewer Department Expenses 2-608				
Code	Category	Budgeted FY '22-'23	YTD '22-23' (9 mons)	Proposed FY '23-'24
02-608.5101	Regular Salaries/ On Call	\$ 122,721	\$ 85,587	\$ 39,119
02-608.5102	Overtime	\$ -	\$ -	\$ 1,500
02-608.5104	Honorariums/Longevity	\$ -	\$ 225	\$ -
02-608.5105	Unemployment Compensation	\$ 872	\$ 22	\$ 252
02-608.5107	Social Security	\$ 7,609	\$ 3,769	\$ 2,642
02-608.5108	Medicare	\$ 1,779	\$ 882	\$ 618
02-608.5109	Workmen's Compensation	\$ 2,620	\$ 2,707	\$ 1,828
02-608.5111	TMRS	\$ 7,570	\$ 4,846	\$ 2,675
02-608.5113	Insurance - Group Medical	\$ 26,047	\$ 15,787	\$ 9,991
02-608.5205	Materials & Supplies - Office	\$ 700	\$ 747	\$ 700
02-608.5207	Postage	\$ 1,075	\$ 1,464	\$ 1,900
02-608.5213	Uniforms	\$ 1,000	\$ 400	\$ 600
02-608.5220	Travel	\$ 600	\$ 398	\$ 600
02-608.5235	Materials & Supplies - Operations	\$ 12,500	\$ 16,243	\$ 12,500
02-608.5236	Chemicals	\$ 19,000	\$ 23,267	\$ 15,000
02-608.5237	Vehicle Fuel	\$ 8,085	\$ 8,808	\$ 5,000
02-608.5254	Compliance Testing	\$ 12,000	\$ 8,755	\$ 12,000
02-608.5301	Publishing-Printing	\$ 500	\$ 175	\$ -
02-608.5303	Utilities - Telephone, Internet, Electric	\$ 17,575	\$ 18,426	\$ 20,000
02-608.5304	Hazard Mitigation Grant		\$0	\$3,500
02-608.5313	Professional Development	\$ 750	\$ 949	\$ 800
02-608.5330	Lease Vehicles	\$ 12,169	\$ 8,144	\$ 12,169
02-608.5337	Maintenance & Repair - Vehicle	\$ 2,500	\$ 1,826	\$ 2,500
02-608.5343	Maintenance & Repair - Equipment	\$ 15,250	\$ 19,570	\$ 15,250
02-608.5350	Ice Machine Rental	\$ 208	\$ 173	\$ 208
02-608.5352	Medical Services	\$ 500	\$ -	\$ 250
02-608.5353	Physical Plant Maint,Repairs & Improvements	\$ 10,000	\$ 3,482	\$ 10,000
02-608.5362	Insurance - Mobile Equipment	\$ 420	\$ 434	\$ 455
02-608.5363	Insurance - Public Official's Liability	\$ 1,196	\$ 1,196	\$ 1,260
02-608.5365	Insurance - Physical Plant & Liability	\$ 395	\$ 395	\$ 395
02-608.5366	Insurance - General Liability	\$ 201	\$ 201	\$ 225
02-608.5367	Insurance - Vehicle	\$ 1,921	\$ 1,921	\$ 3,969
02-608.5375	Special Services	\$ 17,000	\$ 13,545	\$ 17,000
02-608.5386	Software/Software Support	\$ 3,515	\$ 2,923	\$ 5,000
02-608.5387	Sludge Removal	\$ 55,000	\$ 42,113	\$ 55,000
02-608.5409	Equipment - Operations	\$ 25,750	\$ 22,377	\$ 25,750
02-608.5460	Line Extensions and Replacement	\$ 5,000	\$ 4,665	\$ 5,000
02-608.5499	Matching City Funds for Hazard Mitigation Grant		\$ -	\$ 86,246
02-608.5509	Depreciation	\$ 80,000	\$ 26,729	\$ -
<b>Total Sewer Expenses</b>		<b>\$ 474,028</b>	<b>\$ 343,152</b>	<b>\$ 371,902</b>
<b>Description</b>				
This department is administered by the City Manager and provides the collection and treatment of wastewater. Includes the routine maintenance and operation of collection lines, manholes, four lift stations, and one treatment plant.				
<b>Funding</b>				
This department is funded through user charges.				



---

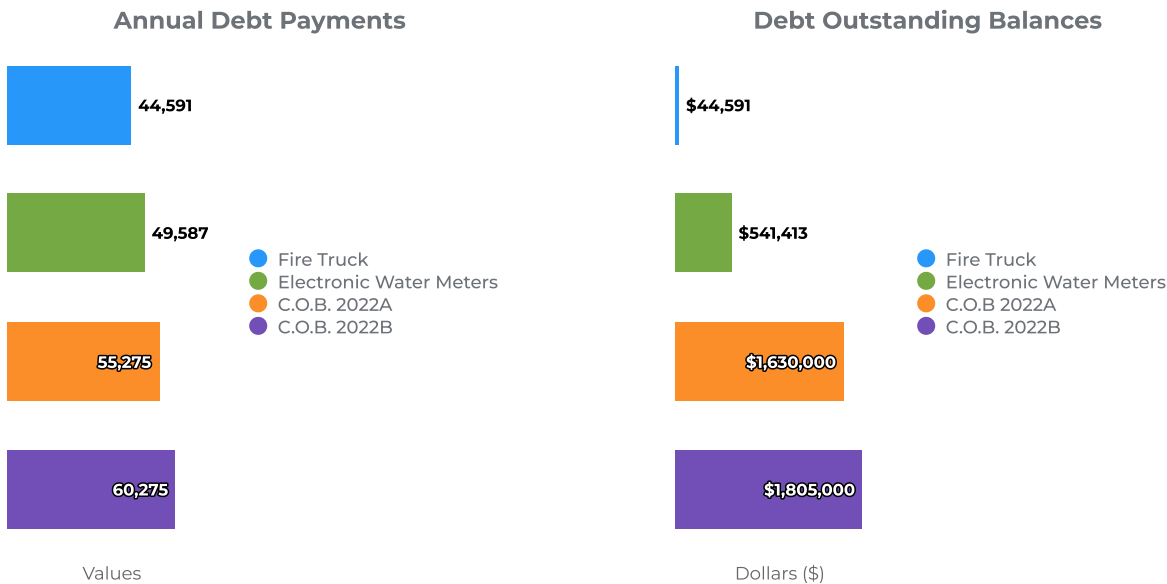
# DEBT

---



# City of Daingerfield Debt

Chart 1 shows our annual payments due on debt.  
Chart 2 shows our outstanding balance.



---

# APPENDIX

---





## Glossary

**Abatement:** A reduction or elimination of a real or personal property tax, motor vehicle excise, a fee, charge, or special assessment imposed by a governmental unit. Granted only on application of the person seeking the abatement and only by the committing governmental unit.

**Accounting System:** The total structure of records and procedures that identify record, classify, and report information on the financial position and operations of a governmental unit or any of its funds, account groups, and organizational components.

**Accrued Interest:** The amount of interest that has accumulated on the debt since the date of the last interest payment, and on the sale of a bond, the amount accrued up to but not including the date of delivery (settlement date). (See Interest)

**Amortization:** The gradual repayment of an obligation over time and in accordance with a predetermined payment schedule.

**Appropriation:** A legal authorization from the community's legislative body to expend money and incur obligations for specific public purposes. An appropriation is usually limited in amount and as to the time period within which it may be expended.

**Arbitrage:** As applied to municipal debt, the investment of tax-exempt bonds or note proceeds in higher yielding, taxable securities. Section 103 of the Internal Revenue Service (IRS) Code restricts this practice and requires (beyond certain limits) that earnings be rebated (paid) to the IRS.

**Assessed Valuation:** A value assigned to real estate or other property by a government as the basis for levying taxes.

**Audit:** An examination of a community's financial systems, procedures, and data by a certified public accountant (independent auditor), and a report on the fairness of financial statements and on local compliance with statutes and regulations. The audit serves as a valuable management tool in evaluating the fiscal performance of a community.

**Audit Report:** Prepared by an independent auditor, an audit report includes: (a) a statement of the scope of the audit; (b) explanatory comments as to application of auditing procedures; (c) findings and opinions. It is almost always accompanied by a management letter which contains supplementary comments and recommendations.

**Available Funds:** Balances in the various fund types that represent non-recurring revenue sources. As a matter of sound practice, they are frequently appropriated to meet unforeseen expenses, for capital expenditures or other one-time costs.

**Balance Sheet:** A statement that discloses the assets, liabilities, reserves and equities of a fund or governmental unit at a specified date.

**Betterments (Special Assessments):** Whenever a specific area of a community receives benefit from a public improvement (e.g., water, sewer, sidewalk, etc.), special property taxes may be assessed to reimburse the governmental entity for all or part of the costs it incurred. Each parcel receiving benefit from the improvement is assessed for its proportionate share of the cost of such improvements. The proportionate share may be paid in full or the property owner may request that the assessors apportion the betterment over 20 years. Over the life of the betterment, one year's apportionment along with one year's committed interest computed from October 1 to October 1 is added to the tax bill until the betterment has been paid.

**Bond:** A means to raise money through the issuance of debt. A bond issuer/borrower promises in writing to repay a specified sum of money, alternately referred to as face value, par value or bond principal, to the buyer of the bond on a specified future date (maturity date), together with periodic interest at a specified rate. The term of a bond is always greater than one year. (See Note)

**Bond and Interest Record:** (Bond Register) – The permanent and complete record maintained by a treasurer for each bond issue. It shows the amount of interest and principal coming due each date and all other pertinent information concerning the bond issue.

**Bonds Authorized and Unissued:** Balance of a bond authorization not yet sold. Upon completion or abandonment of a project, any remaining balance of authorized and unissued bonds may not be used for other purposes, but must be rescinded by the community's legislative body to be removed from community's books.

**Bond Issue:** Generally, the sale of a certain number of bonds at one time by a governmental unit.





**Bond Rating (Municipal):** A credit rating assigned to a municipality to help investors assess the future ability, legal obligation, and willingness of the municipality (bond issuer) to make timely debt service payments. Stated otherwise, a rating helps prospective investors determine the level of risk associated with a given fixed-income investment. Rating agencies, such as Moody's and Standard and Poors, use rating systems, which designate a letter or a combination of letters and numerals where AAA is the highest rating and C1 is a very low rating.

**Budget:** A plan for allocating resources to support particular services, purposes and functions over a specified period of time. (See Performance Budget, Program Budget)

**Capital Assets:** All real and tangible property used in the operation of government, which is not easily converted into cash, and has an initial useful life extending beyond a single financial reporting period. Capital assets include land and land improvements; infrastructure such as roads, bridges, water and sewer lines; easements; buildings and building improvements; vehicles, machinery and equipment. Communities typically define capital assets in terms of a minimum useful life and a minimum initial cost. (See Fixed Assets)

**Capital Budget:** An appropriation or spending plan that uses borrowing or direct outlay for capital or fixed asset improvements. Among other information, a capital budget should identify the method of financing each recommended expenditure, i.e., tax levy or rates, and identify those items that were not recommended. (See Capital Assets, Fixed Assets)

**Cash:** Currency, coin, checks, postal and express money orders and bankers' drafts on hand or on deposit with an official or agent designated as custodian of cash and bank deposits.

**Cash Management:** The process of monitoring the ebb and flow of money in an out of municipal accounts to ensure cash availability to pay bills and to facilitate decisions on the need for short-term borrowing and investment of idle cash.

**Certificate of Deposit (CD):** A bank deposit evidenced by a negotiable or non-negotiable instrument, which provides on its face that the amount of such deposit plus a specified interest payable to a bearer or to any specified person on a certain specified date, at the expiration of a certain specified time, or upon notice in writing.

**Classification of Real Property:** Assessors are required to classify all real property according to use into one of four classes: residential, open space, commercial, and industrial. Having classified its real properties, local officials are permitted to determine locally, within limitations established by statute and the Commissioner of Revenue, what percentage of the tax burden is to be borne by each class of real property and by personal property owners.

**Collective Bargaining:** The process of negotiating workers' wages, hours, benefits, working conditions, etc., between an employer and some or all of its employees, who are represented by a recognized labor union. regarding wages, hours and working conditions.

**Consumer Price Index:** The statistical measure of changes, if any, in the overall price level of consumer goods and services. The index is often called the "cost-of-living index."

**Cost-Benefit Analysis:** A decision-making tool that allows a comparison of options based on the level of benefit derived and the cost to achieve the benefit from different alternatives.

**Debt Burden:** The amount of debt carried by an issuer usually expressed as a measure of value (i.e., debt as a percentage of assessed value, debt per capita, etc.). Sometimes debt burden refers to debt service costs as a percentage of the total annual budget.

**Debt Service:** The repayment cost, usually stated in annual terms and based on an amortization schedule, of the principal and interest on any particular bond issue.

**Encumbrance:** A reservation of funds to cover obligations arising from purchase orders, contracts, or salary commitments that are chargeable to, but not yet paid from, a specific appropriation account.

**Enterprise Funds:** An enterprise fund is a separate accounting and financial reporting mechanism for municipal services for which a fee is charged in exchange for goods or services. It allows a community to demonstrate to the public the portion of total costs of a service that is recovered through user charges and the portion that is subsidized by the tax levy, if any. With an enterprise fund, all costs of service delivery--direct, indirect, and capital costs—are identified. This allows the community to recover total service costs through user fees if it chooses. Enterprise accounting also enables communities to reserve the

"surplus" or net assets unrestricted generated by the operation of the enterprise rather than closing it out to the general fund at year-end. Services that may be treated as enterprises include, but are not limited to, water, sewer, hospital, and airport services.

**Equalized Valuations (EQVs):** The determination of the full and fair cash value of all property in the community that is subject to local taxation.

**Estimated Receipts:** A term that typically refers to anticipated local revenues often based on the previous year's receipts and represent funding sources necessary to support a community's annual budget. (See Local Receipts)

**Exemptions:** A discharge, established by statute, from the obligation to pay all or a portion of a property tax. The exemption is available to particular categories of property or persons upon the timely submission and approval of an application to the assessors. Properties exempt from taxation include hospitals, schools, houses of worship, and cultural institutions. Persons who may qualify for exemptions include disabled veterans, blind individuals, surviving spouses, and seniors.

**Expenditure:** An outlay of money made by municipalities to provide the programs and services within their approved budget.

**Fiduciary Funds:** Repository of money held by a municipality in a trustee capacity or as an agent for individuals, private organizations, other governmental units, and other funds. These include pension (and other employee benefit) trust funds, investment trust funds, private- purpose trust funds, and agency funds.

**Fixed Assets:** Long-lived, assets such as buildings, equipment and land obtained or controlled as a result of past transactions or circumstances.

**Fixed Costs:** Costs that are legally or contractually mandated such as retirement, FICA/Social Security, insurance, debt service costs or interest on loans.

**Float:** The difference between the bank balance for a local government's account and its book balance at the end of the day. The primary factor creating float is clearing time on checks and deposits. Delays in receiving deposit and withdrawal information also influence float.

**Full Faith and Credit:** A pledge of the general taxing powers for the payment of governmental obligations. Bonds carrying such pledges are usually referred to as general obligation or full faith and credit bonds.

**Fund:** An accounting entity with a self-balancing set of accounts that are segregated for the purpose of carrying on identified activities or attaining certain objectives in accordance with specific regulations, restrictions, or limitations.

**Fund Accounting:** Organizing financial records into multiple, segregated locations for money. A fund is a distinct entity within the municipal government in which financial resources and activity (assets, liabilities, fund balances, revenues, and expenditures) are accounted for independently in accordance with specific regulations, restrictions or limitations. Examples of funds include the general fund and enterprise funds. Communities whose accounting records are organized according to the Uniform Municipal Accounting System (UMAS) use multiple funds.

**GASB 34:** A major pronouncement of the Governmental Accounting Standards Board that establishes new criteria on the form and content of governmental financial statements. GASB 34 requires a report on overall financial health, not just on individual funds. It requires more complete information on the cost of delivering value estimates on public infrastructure assets, such as bridges, road, sewers, etc. It also requires the presentation of a narrative statement the government's financial performance, trends and prospects for the future.

**GASB 45:** This is another Governmental Accounting Standards Board major pronouncement that each public entity account for and report other postemployment benefits in its accounting statements. Through actuarial analysis, municipalities must identify the true costs of the OPEB earned by employees over their estimated years of actual service.

**General Fund:** The fund used to account for most financial resources and activities governed by the normal appropriation process.

**General Obligation Bonds:** Bonds issued by a municipality for purposes allowed by statute that are backed by the full faith and credit of its taxing authority.

**Governing Body:** A board, committee, commission, or other executive or policymaking body of a municipality or school district.



**Indirect Cost:** Costs of a service not reflected in the operating budget of the entity providing the service. An example of an indirect cost of providing water service would be the value of time spent by non-water department employees processing water bills. A determination of these costs is necessary to analyze the total cost of service delivery. The matter of indirect costs arises most often in the context of enterprise funds.

**Interest:** Compensation paid or to be paid for the use of money, including amounts payable at periodic intervals or discounted at the time a loan is made. In the case of municipal bonds, interest payments accrue on a day-to-day basis, but are paid every six months.

**Interest Rate:** The interest payable, expressed as a percentage of the principal available for use during a specified period of time. It is always expressed in annual terms.

**Investments:** Securities and real estate held for the production of income in the form of interest, dividends, rentals or lease payments. The term does not include fixed assets used in governmental operations.

**Line Item Budget:** A budget that separates spending into categories, or greater detail, such as supplies, equipment, maintenance, or salaries, as opposed to a program budget.

**Local Aid:** Revenue allocated by the state or counties to municipalities and school districts.

**Maturity Date:** The date that the principal of a bond becomes due and payable in full.

**Municipal(s):** (As used in the bond trade) "Municipal" refers to any state or subordinate governmental unit. "Municipals" (i.e., municipal bonds) include not only the bonds of all political subdivisions, such as cities, towns, school districts, special districts, counties but also bonds of the state and agencies of the state.

**Note:** A short-term loan, typically with a maturity date of a year or less.

**Objects of Expenditures:** A classification of expenditures that is used for coding any department disbursement, such as "personal services," "expenses," or "capital outlay."

**Official Statement:** A document prepared for potential investors that contains information about a prospective bond or note issue and the issuer. The official statement is typically published with the notice of sale. It is sometimes called an offering circular or prospectus.

**Operating Budget:** A plan of proposed expenditures for personnel, supplies, and other expenses for the coming fiscal year.

**Overlapping Debt:** A community's proportionate share of the debt incurred by an overlapping government entity, such as a regional school district, regional transit authority, etc.

**Performance Budget:** A budget that stresses output both in terms of economy and efficiency.

**Principal:** The face amount of a bond, exclusive of accrued interest.

**Program:** A combination of activities to accomplish an end.

**Program Budget:** A budget that relates expenditures to the programs they fund. The emphasis of a program budget is on output.

**Purchased Services:** The cost of services that are provided by a vendor.

**Refunding of Debt:** Transaction where one bond issue is redeemed and replaced by a new bond issue under conditions generally more favorable to the issuer.

**Reserve Fund:** An amount set aside annually within the budget of a town to provide a funding source for extraordinary or unforeseen expenditures.

**Revaluation:** The assessors of each community are responsible for developing a reasonable and realistic program to achieve the fair cash valuation of property in accordance with constitutional and statutory requirements. The nature and extent of that program will depend on the assessors' analysis and consideration of many factors, including, but not limited to, the status of



the existing valuation system, the results of an in-depth sales ratio study, and the accuracy of existing property record information.

**Revenue Anticipation Note (RAN):** A short-term loan issued to be paid off by revenues, such as tax collections and state aid. RANs are full faith and credit obligations.

**Revenue Bond:** A bond payable from and secured solely by specific revenues and thereby not a full faith and credit obligation.

**Revolving Fund:** Allows a community to raise revenues from a specific service and use those revenues without appropriation to support the service.

**Sale of Real Estate Fund:** A fund established to account for the proceeds of the sale of municipal real estate other than proceeds acquired through tax title foreclosure.

**Stabilization Fund:** A fund designed to accumulate amounts for capital and other future spending purposes, although it may be appropriated for any lawful purpose.

**Surplus Revenue:** The amount by which cash, accounts receivable, and other assets exceed liabilities and reserves.

**Tax Rate:** The amount of property tax stated in terms of a unit of the municipal tax base; for example, \$14.80 per \$1,000 of assessed valuation of taxable real and personal property.

**Tax Title Foreclosure:** The procedure initiated by a municipality to obtain legal title to real property already in tax title and on which property taxes are overdue.

**Trust Fund:** In general, a fund for money donated or transferred to a municipality with specific instructions on its use. As custodian of trust funds, the treasurer invests and expends such funds as stipulated by trust agreements, as directed by the commissioners of trust funds or by the community's legislative body. Both principal and interest may be used if the trust is established as an expendable trust. For nonexpendable trust funds, only interest (not principal) may be expended as directed.

**Uncollected Funds:** Recently deposited checks included in an account's balance but drawn on other banks and not yet credited by the Federal Reserve Bank or local clearinghouse to the bank cashing the checks. (These funds may not be loaned or used as part of the bank's reserves and they are not available for disbursement.)

**Undesignated Fund Balance:** Monies in the various government funds as of the end of the fiscal year that are neither encumbered nor reserved, and are therefore available for expenditure once certified as part of free cash.

**Unreserved Fund Balance (Surplus Revenue Account):** The amount by which cash, accounts receivable, and other assets exceed liabilities and restricted reserves. It is akin to a "stockholders' equity" account on a corporate balance sheet. It is not, however, available for appropriation in full because a portion of the assets listed as "accounts receivable" may be taxes receivable and uncollected. (See Free Cash)

**Valuation (100 Percent):** The legal requirement that a community's assessed value on property must reflect its market, or full and fair cash value.

